

**ADIKAVI NANNAYA UNIVERSITY:: RAJAMAHENDRAVARAM
INTERNAL QUALITY ASSURANCE CELL**

**ANALYSIS & ACTION TAKEN REPORT OF
FEEDBACK ON CURRICULUM**

(2020-21)



**Rajaraja Narendra Nagar, NH-16
Rajanagaram Mandal, Andhra Pradesh- 533296.**

FEEDBACK ON CURRICULUM:: ANALYSIS & ACTION TAKEN REPORT (For the Academic Year: 2020-21)

As decided by the IQAC, feedback on curriculum was collected at the end of every academic year from the students and faculty members. Feedbacks have been designed separately for students and teachers. While the feedbacks collected from students were analyzed program wise, the feedbacks collected from faculty were analyzed taking all the faculty members of the university as a group. The analysis reports thus prepared are forwarded to the Dean, Academic Affairs and to the heads of departments through the respective principals for taking necessary further action. For the academic year 2020-21, the feedback has been collected from students who have appeared for their final semester examination in the year 2021 and also from the faculty members who have worked during the academic year 2020-21.

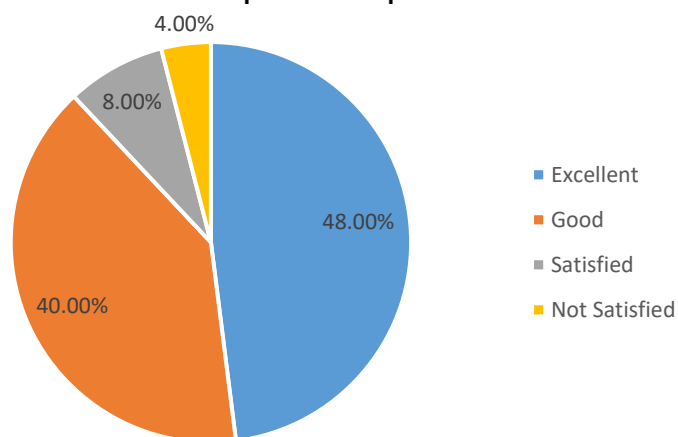
(i) Feedback from students:

Program Name: Economics

For the academic year 2020-21 feedback was received from 25 numbers of students for the program Economics which are then analyzed and the analysis report is prepared and presented.

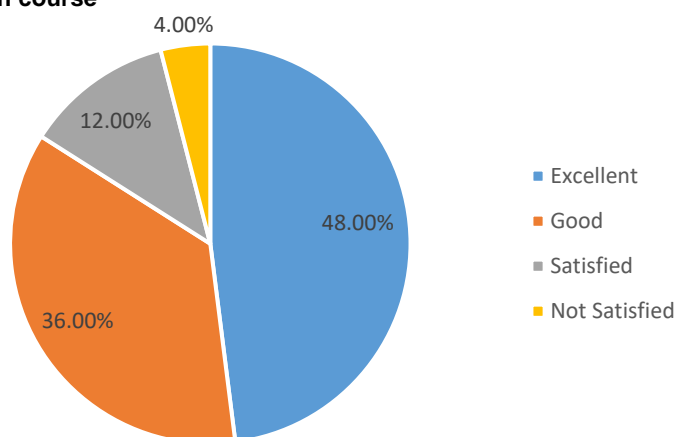
Q1 Rate the syllabus of the courses that you have studied in relation to the competencies expected.

	Frequency	Percent
Excellent	12	48.0
Good	10	40.0
Satisfied	2	8.0
Not Satisfied	1	4.0
Total	25	100.0



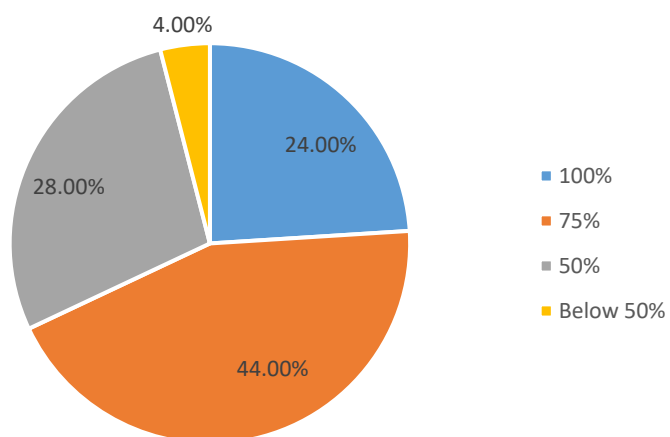
Q2 Rate the relevance of the units in the syllabus of each course

	Frequency	Percent
Excellent	12	48.0
Good	9	36.0
Satisfied	3	12.0
Not Satisfied	1	4.0
Total	25	100.0



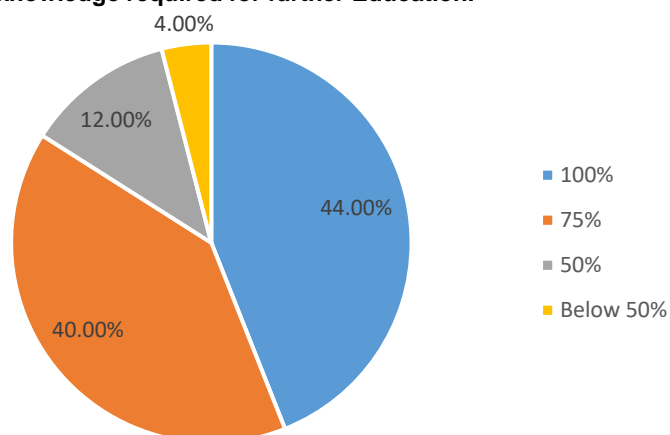
Q3 Rate how the curriculum supports the required Practical skills in the Laboratory

	Frequency	Percent
100%	6	24.0
75%	11	44.0
50%	7	28.0
Below 50%	1	4.0
Total	25	100.0



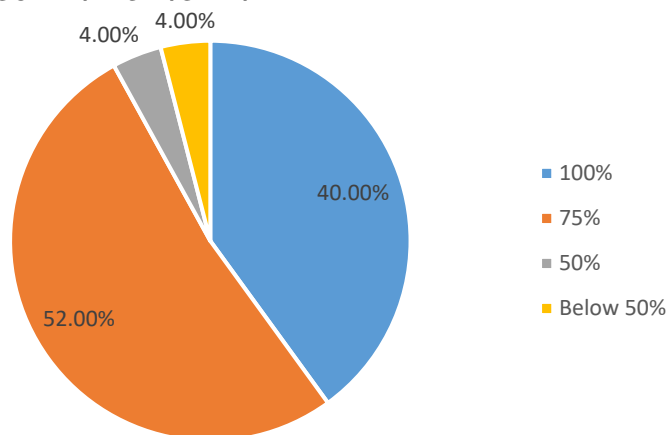
Q4 Rate your curriculum in terms of providing the basic knowledge required for further Education.

	Frequency	Percent
100%	11	44.0
75%	10	40.0
50%	3	12.0
Below 50%	1	4.0
Total	25	100.0



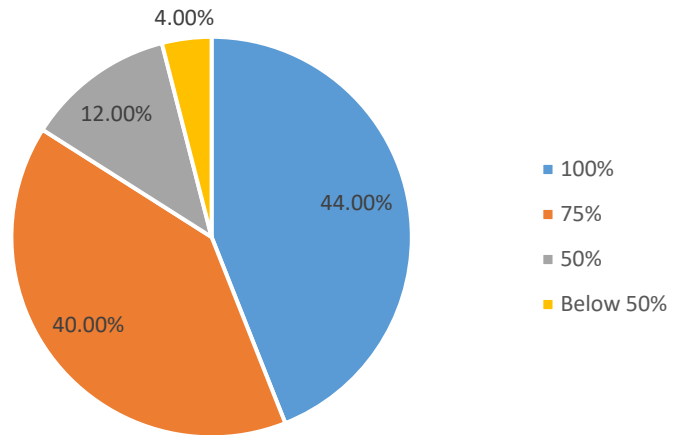
Q5 How far your syllabus was useful to crack the CSIR/ UGC NET/APSET/GATE/..?

	Frequency	Percent
100%	10	40.0
75%	13	52.0
50%	1	4.0
Below 50%	1	4.0
Total	25	100.0



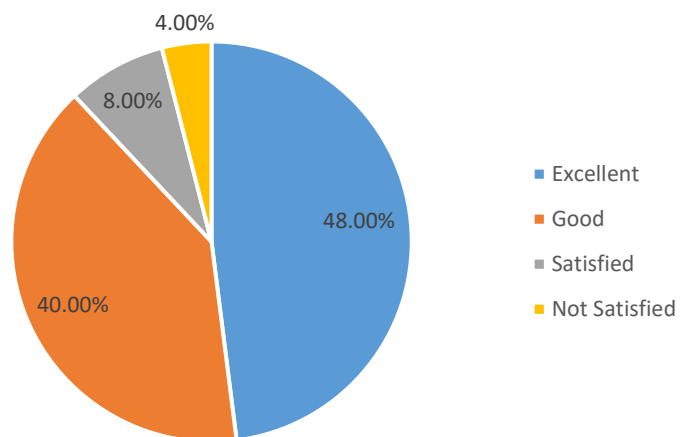
Q6 Rate the Curriculum – in terms of providing employability after completion of the program.

	Frequency	Percent
100%	11	44.0
75%	10	40.0
50%	3	12.0
Below 50%	1	4.0
Total	25	100.0



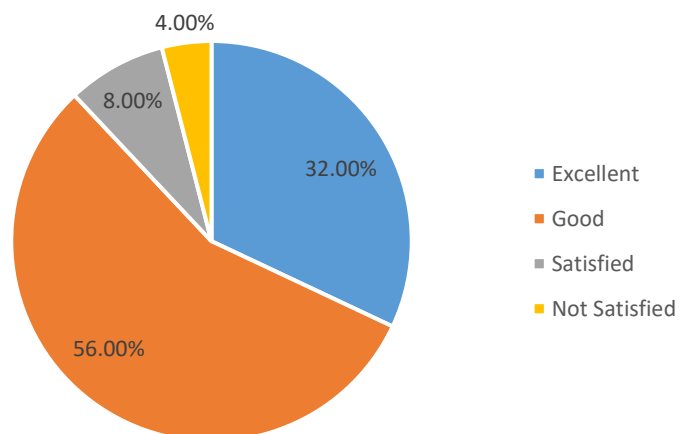
Q7 Rate the curriculum in improving your knowledge in the subject studied?

	Frequency	Percent
Excellent	12	48.0
Good	10	40.0
Satisfied	2	8.0
Not Satisfied	1	4.0
Total	25	100.0



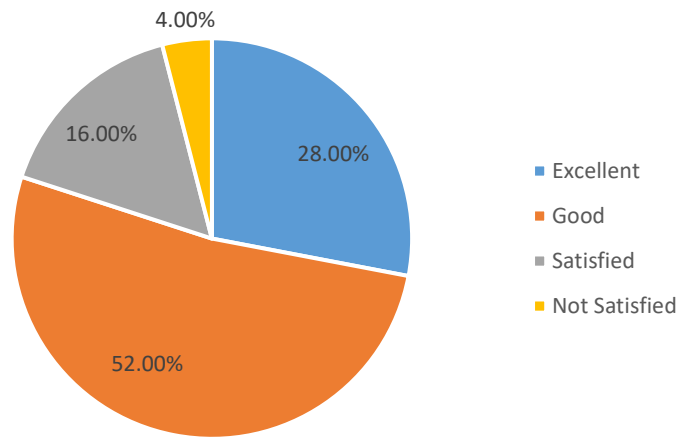
Q8 Rate the curriculum in terms of content evolving from basic level to Advanced Level in the ascending order of semesters.

	Frequency	Percent
Excellent	8	32.0
Good	14	56.0
Satisfied	2	8.0
Not Satisfied	1	4.0
Total	25	100.0



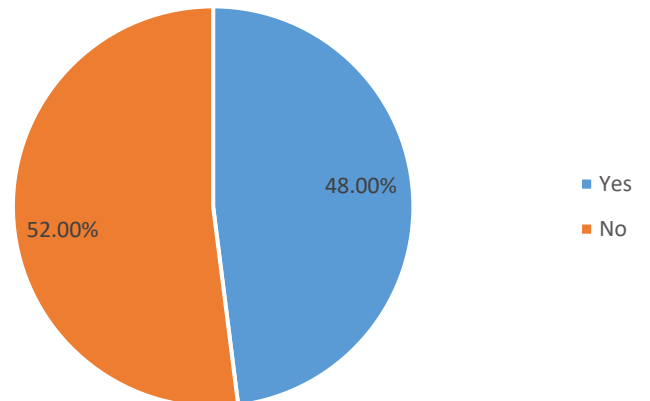
Q9 What is your over all opinion regarding the existing Curriculum?

	Frequency	Percent
Excellent	7	28.0
Good	13	52.0
Satisfied	4	16.0
Not Satisfied	1	4.0
Total	25	100.0



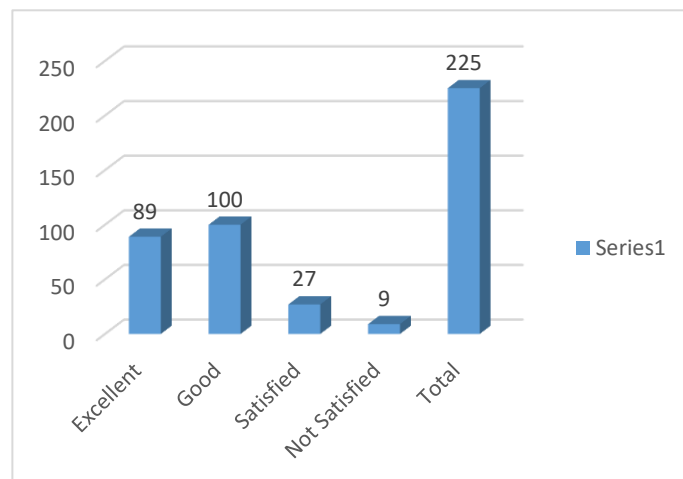
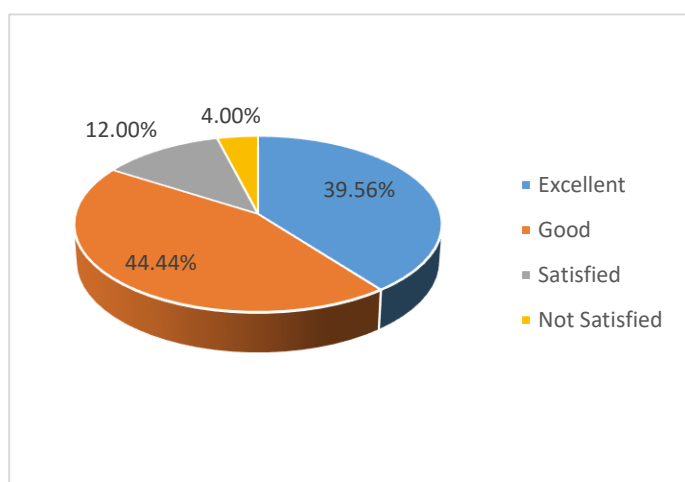
Q10 Do you think there is a need to modify your syllabus? (Yes/No) If yes, specify what portion needs to be modified with justification.

	Frequency	Percent
Yes	12	48.0
No	13	52.0
Total	25	100.0



Consolidated statement of analysis:

S. No	Question	No. of students opined				Total no. of Responses
		Excellent/ (100%)	Good/ (75%)	Satisfied/ (50%)	Not Satisfied/ (Below 50%)	
1.	Rate the syllabus of the courses that you have studied in relation to the competencies expected.	12	10	2	1	25
2.	Rate the relevance of the units in the syllabus of each course.	12	9	3	1	25
3.	Rate how the curriculum supports the required Practical skills in the Laboratory	6	11	7	1	25
4.	Rate your curriculum in terms of providing the basic knowledge required for further Education.	11	10	3	1	25
5.	How far your syllabus was useful to crack the CSIR/ UGC NET/APSET/GATE/..?	10	13	1	1	25
6.	Rate the Curriculum – in terms of providing employability after completion of the program.	11	10	3	1	25
7.	Rate the curriculum in improving your knowledge in the subject studied?	12	10	2	1	25
8.	Rate the curriculum in terms of content evolving from basic level to Advanced Level in the ascending order of semesters.	8	14	2	1	25
9.	What is your over all opinion regarding the existing Curriculum?	7	13	4	1	25
TOTAL		89	100	27	9	225
10.	Do you think there is a need to modify your syllabus? (Yes/No) If yes, specify what portion needs to be modified with justification.	YES: 12		NO: 13		25

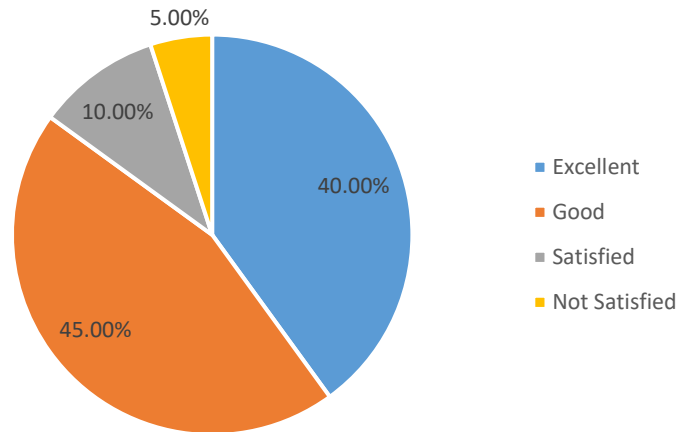


Program Name: English

For the academic year 2020-21 feedback was received from 20 numbers of students for the program English which are then analyzed and the analysis report is prepared and presented.

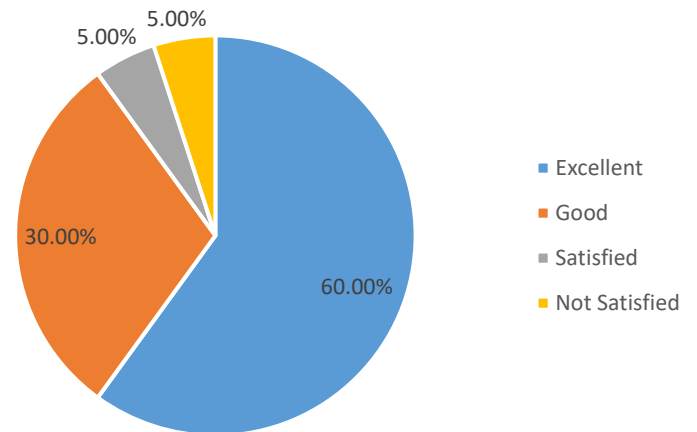
Q1 Rate the syllabus of the courses that you have studied in relation to the competencies expected.

	Frequency	Percent
Excellent	8	40.0
Good	9	45.0
Satisfied	2	10.0
Not Satisfied	1	5.0
Total	20	100.0



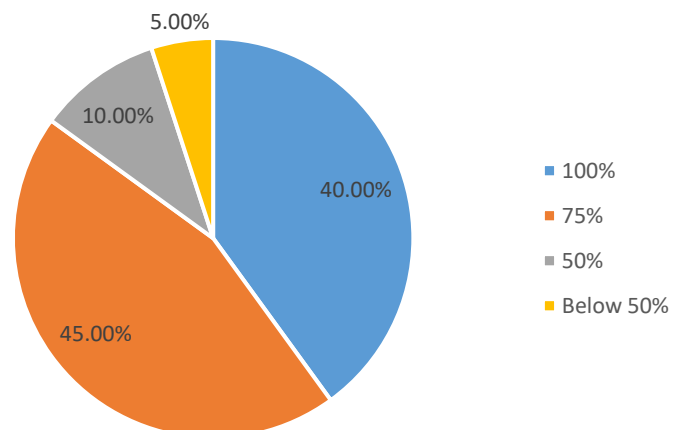
Q2 Rate the relevance of the units in the syllabus of each course

	Frequency	Percent
Excellent	12	60.0
Good	6	30.0
Satisfied	1	5.0
Not Satisfied	1	5.0
Total	20	100.0



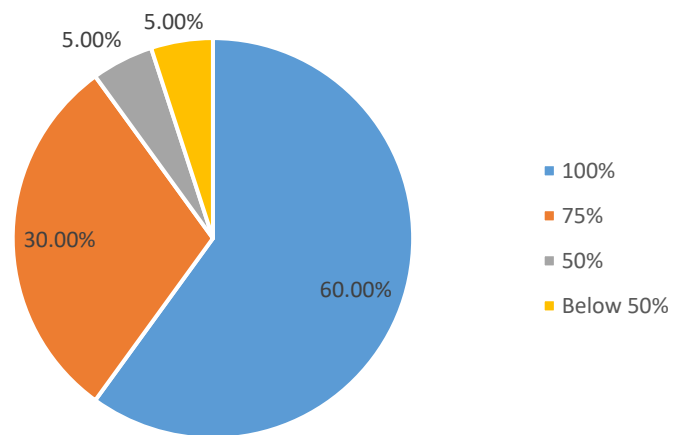
Q3 Rate how the curriculum supports the required Practical skills in the Laboratory

	Frequency	Percent
100%	8	40.0
75%	9	45.0
50%	2	10.0
Below 50%	1	5.0
Total	20	100.0



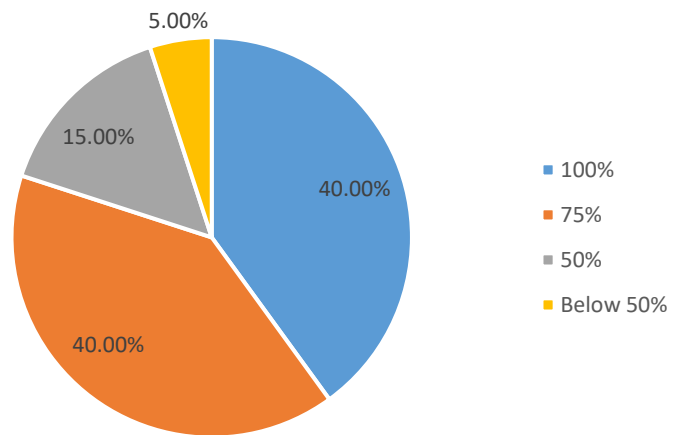
Q4 Rate your curriculum in terms of providing the basic knowledge required for further Education.

	Frequency	Percent
100%	12	60.0
75%	6	30.0
50%	1	5.0
Below 50%	1	5.0
Total	20	100.0



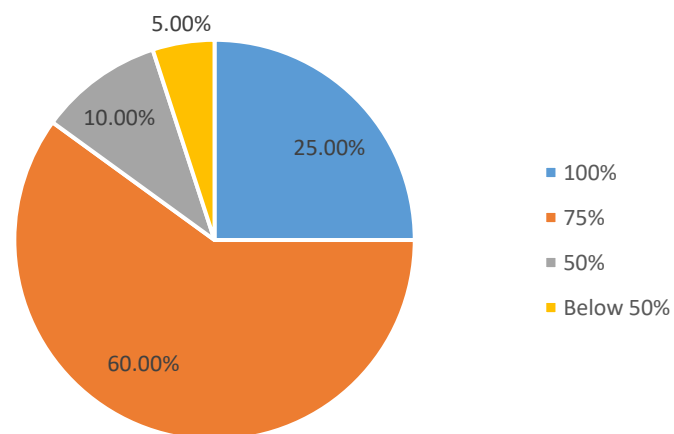
Q5 How far your syllabus was useful to crack the CSIR/ UGC NET/APSET/GATE/..?

	Frequency	Percent
100%	8	40.0
75%	8	40.0
50%	3	15.0
Below 50%	1	5.0
Total	20	100.0



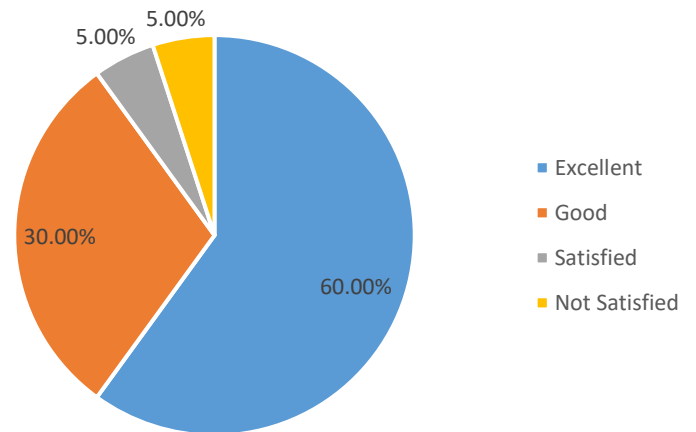
Q6 Rate the Curriculum – in terms of providing employability after completion of the program.

	Frequency	Percent
100%	5	25.0
75%	12	60.0
50%	2	10.0
Below 50%	1	5.0
Total	20	100.0



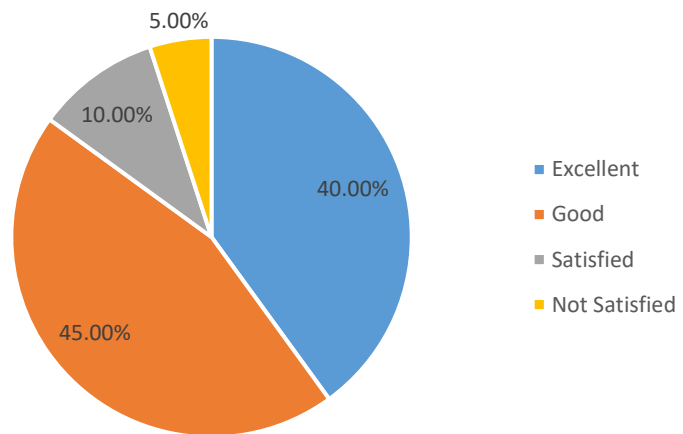
Q7 Rate the curriculum in improving your knowledge in the subject studied?

	Frequency	Percent
Excellent	12	60.0
Good	6	30.0
Satisfied	1	5.0
Not Satisfied	1	5.0
Total	20	100.0



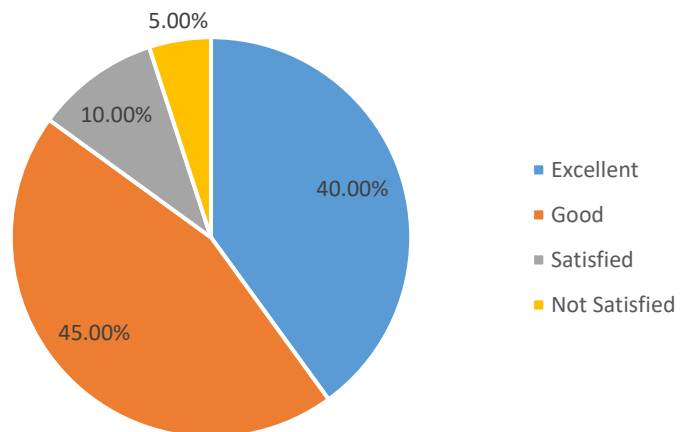
Q8 Rate the curriculum in terms of content evolving from basic level to Advanced Level in the ascending order of semesters.

	Frequency	Percent
Excellent	8	40.0
Good	9	45.0
Satisfied	2	10.0
Not Satisfied	1	5.0
Total	20	100.0



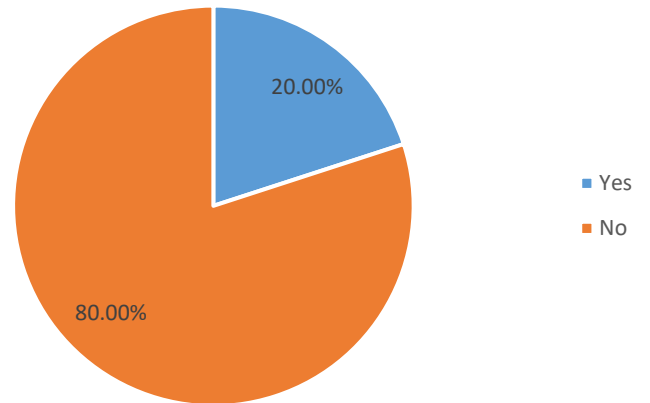
Q9 What is your over all opinion regarding the existing Curriculum?

	Frequency	Percent
Excellent	8	40.0
Good	9	45.0
Satisfied	2	10.0
Not Satisfied	1	5.0
Total	20	100.0



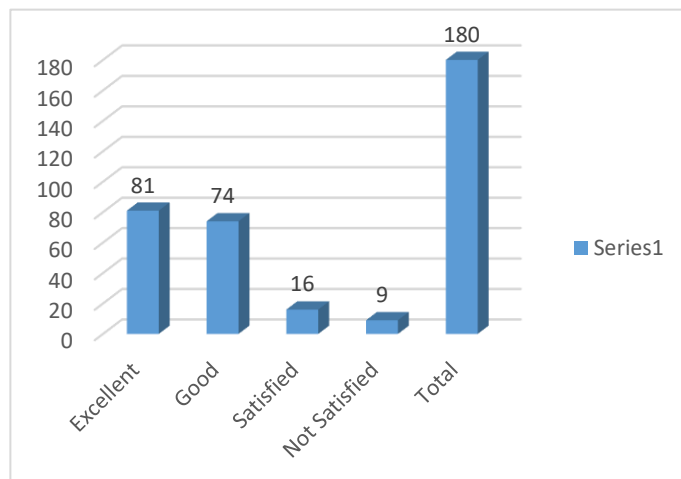
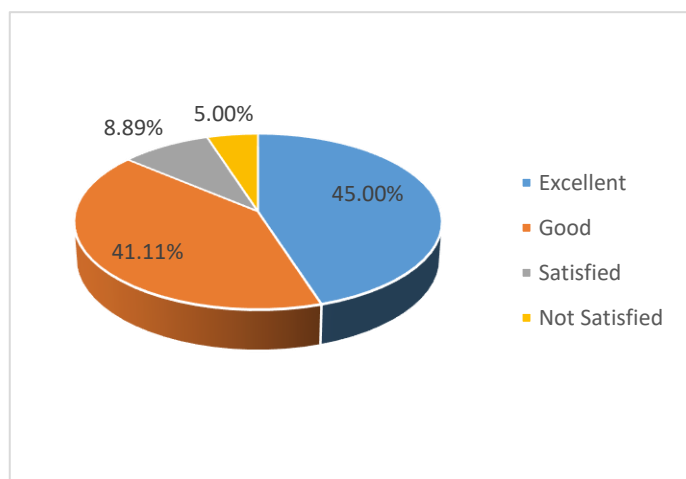
Q10 Do you think there is a need to modify your syllabus? (Yes/No) If yes, specify what portion needs to be modified with justification.

	Frequency	Percent
Yes	4	20.0
No	16	80.0
Total	20	100.0



Consolidated statement of analysis:

S. No	Question	No. of students opined				Total no. of Responses
		Excellent/ (100%)	Good/ (75%)	Satisfied/ (50%)	Not Satisfied/ (Below 50%)	
1.	Rate the syllabus of the courses that you have studied in relation to the competencies expected.	8	9	2	1	20
2.	Rate the relevance of the units in the syllabus of each course.	12	6	1	1	20
3.	Rate how the curriculum supports the required Practical skills in the Laboratory	8	9	2	1	20
4.	Rate your curriculum in terms of providing the basic knowledge required for further Education.	12	6	1	1	20
5.	How far your syllabus was useful to crack the CSIR/ UGC NET/APSET/GATE/..?	8	8	3	1	20
6.	Rate the Curriculum – in terms of providing employability after completion of the program.	5	12	2	1	20
7.	Rate the curriculum in improving your knowledge in the subject studied?	12	6	1	1	20
8.	Rate the curriculum in terms of content evolving from basic level to Advanced Level in the ascending order of semesters.	8	9	2	1	20
9.	What is your over all opinion regarding the existing Curriculum?	8	9	2	1	20
TOTAL		81	74	16	9	180
10.	Do you think there is a need to modify your syllabus? (Yes/No) If yes, specify what portion needs to be modified with justification.	YES: 4		NO: 16		20

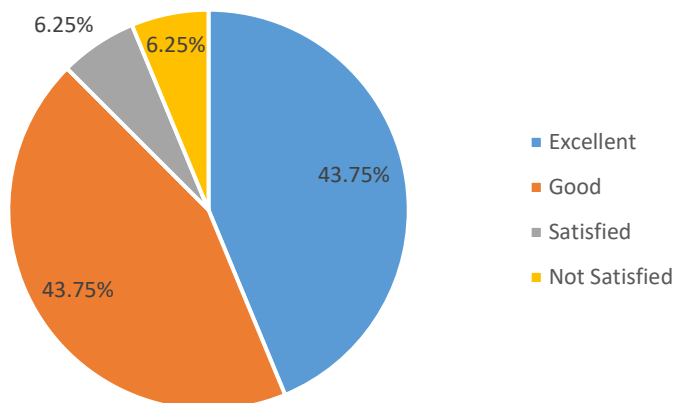


Program Name: M Com

For the academic year 2020-21 feedback was received from 16 numbers of students for the program M Com which are then analyzed and the analysis report is prepared and presented.

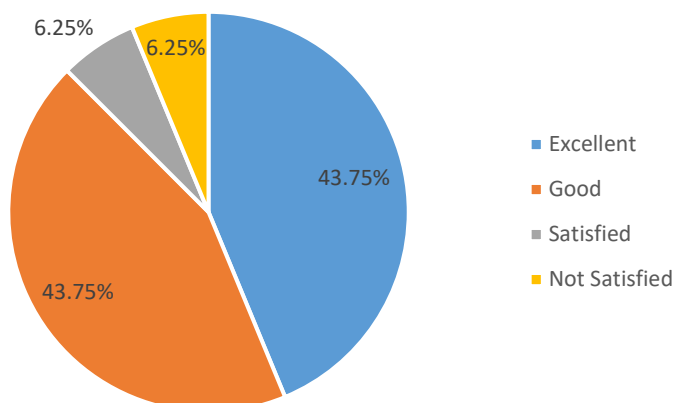
Q1 Rate the syllabus of the courses that you have studied in relation to the competencies expected.

	Frequency	Percent
Excellent	7	43.8
Good	7	43.8
Satisfied	1	6.3
Not Satisfied	1	6.3
Total	16	100.0



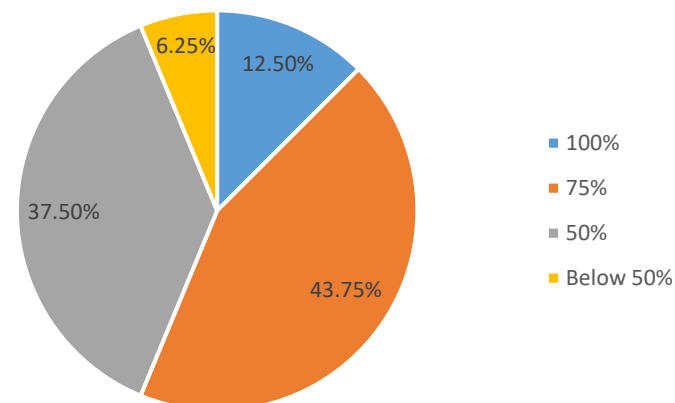
Q2 Rate the relevance of the units in the syllabus of each course

	Frequency	Percent
Excellent	7	43.8
Good	7	43.8
Satisfied	1	6.3
Not Satisfied	1	6.3
Total	16	100.0



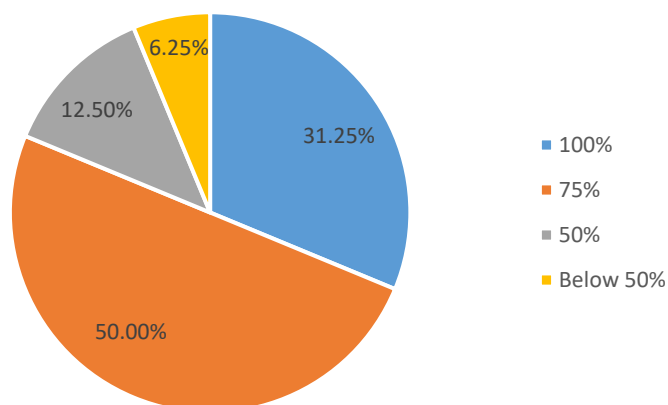
Q3 Rate how the curriculum supports the required Practical skills in the Laboratory

	Frequency	Percent
100%	2	12.5
75%	7	43.8
50%	6	37.5
Below 50%	1	6.3
Total	16	100.0



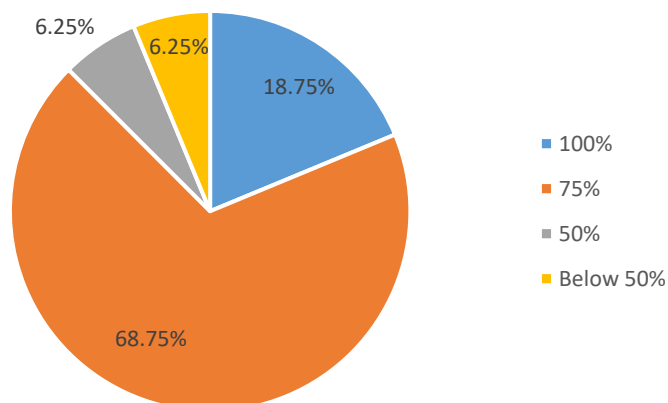
Q4 Rate your curriculum in terms of providing the basic knowledge required for further Education.

	Frequency	Percent
100%	5	31.3
75%	8	50.0
50%	2	12.5
Below 50%	1	6.3
Total	16	100.0



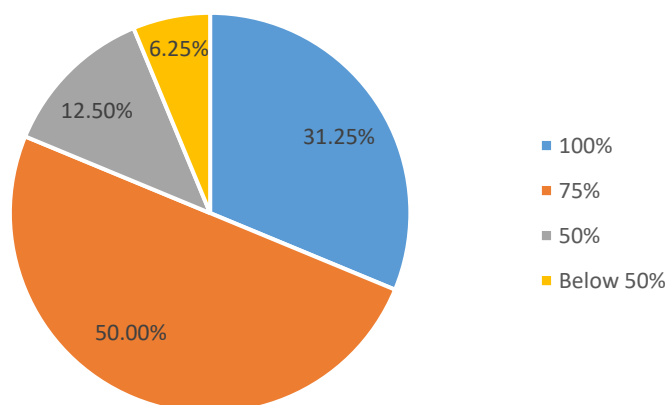
Q5 How far your syllabus was useful to crack the CSIR/ UGC NET/APSET/GATE/..?

	Frequency	Percent
100%	3	18.8
75%	11	68.8
50%	1	6.3
Below 50%	1	6.3
Total	16	100.0



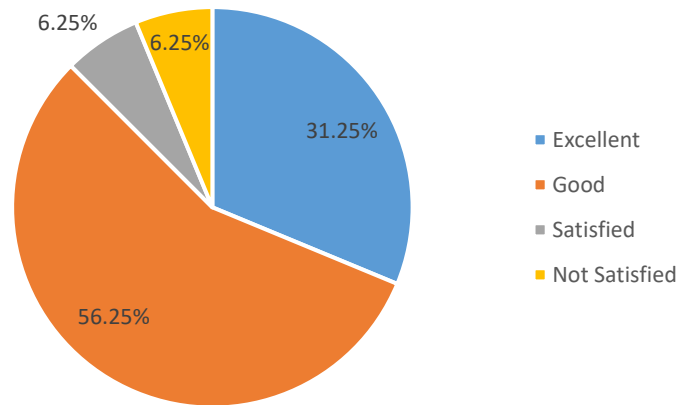
Q6 Rate the Curriculum – in terms of providing employability after completion of the program.

	Frequency	Percent
100%	5	31.3
75%	8	50.0
50%	2	12.5
Below 50%	1	6.3
Total	16	100.0



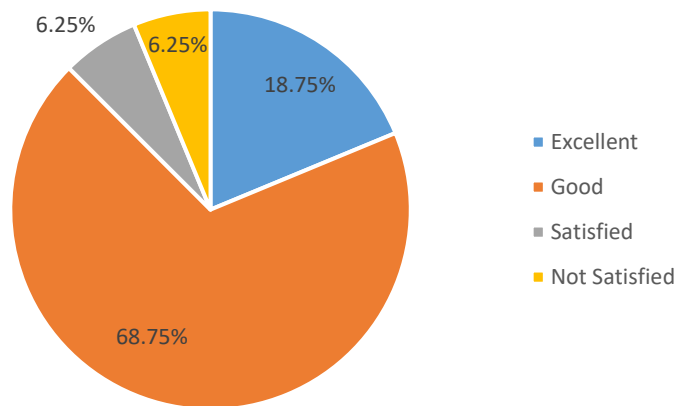
Q7 Rate the curriculum in improving your knowledge in the subject studied?

	Frequency	Percent
Excellent	5	31.3
Good	9	56.3
Satisfied	1	6.3
Not Satisfied	1	6.3
Total	16	100.0



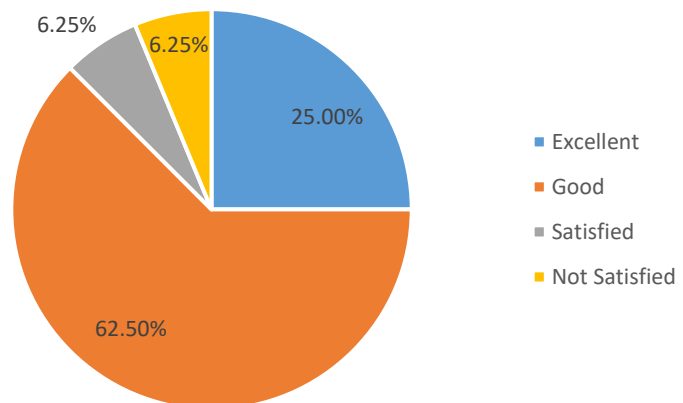
Q8 Rate the curriculum in terms of content evolving from basic level to Advanced Level in the ascending order of semesters.

	Frequency	Percent
Excellent	3	18.8
Good	11	68.8
Satisfied	1	6.3
Not Satisfied	1	6.3
Total	16	100.0



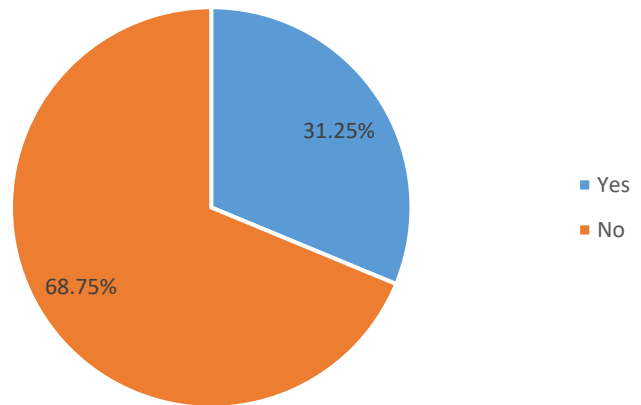
Q9 What is your over all opinion regarding the existing Curriculum?

	Frequency	Percent
Excellent	4	25.0
Good	10	62.5
Satisfied	1	6.3
Not Satisfied	1	6.3
Total	16	100.0



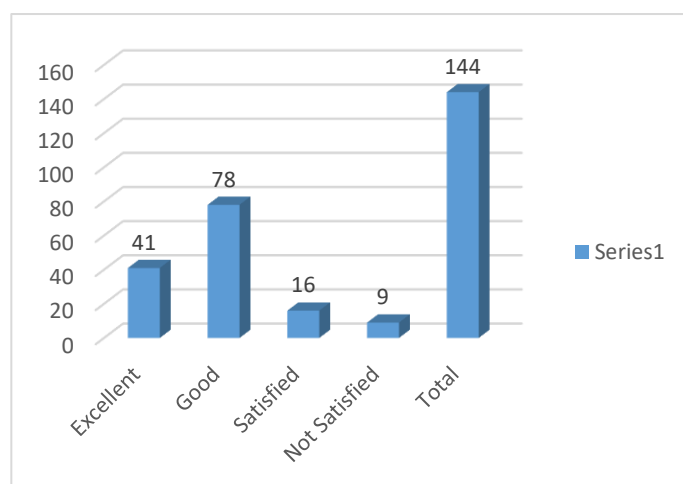
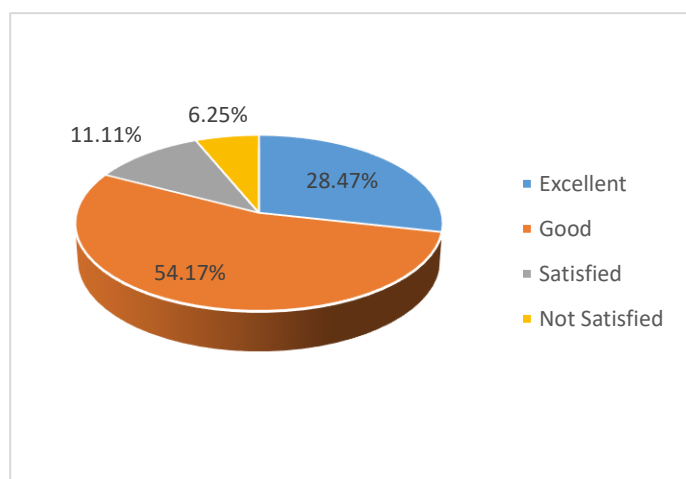
Q10 Do you think there is a need to modify your syllabus? (Yes/No) If yes, specify what portion needs to be modified with justification.

	Frequency	Percent
Yes	5	31.3
No	11	68.8
Total	16	100.0



Consolidated statement of analysis:

S. No	Question	No. of students opined				Total no. of Responses
		Excellent/ (100%)	Good/ (75%)	Satisfied/ (50%)	Not Satisfied/ (Below 50%)	
1.	Rate the syllabus of the courses that you have studied in relation to the competencies expected.	7	7	1	1	16
2.	Rate the relevance of the units in the syllabus of each course.	7	7	1	1	16
3.	Rate how the curriculum supports the required Practical skills in the Laboratory	2	7	6	1	16
4.	Rate your curriculum in terms of providing the basic knowledge required for further Education.	5	8	2	1	16
5.	How far your syllabus was useful to crack the CSIR/ UGC NET/APSET/GATE/..?	3	11	1	1	16
6.	Rate the Curriculum – in terms of providing employability after completion of the program.	5	8	2	1	16
7.	Rate the curriculum in improving your knowledge in the subject studied?	5	9	1	1	16
8.	Rate the curriculum in terms of content evolving from basic level to Advanced Level in the ascending order of semesters.	3	11	1	1	16
9.	What is your over all opinion regarding the existing Curriculum?	4	10	1	1	16
TOTAL		41	78	16	9	144
10.	Do you think there is a need to modify your syllabus? (Yes/No) If yes, specify what portion needs to be modified with justification.	YES: 5		NO: 11		16

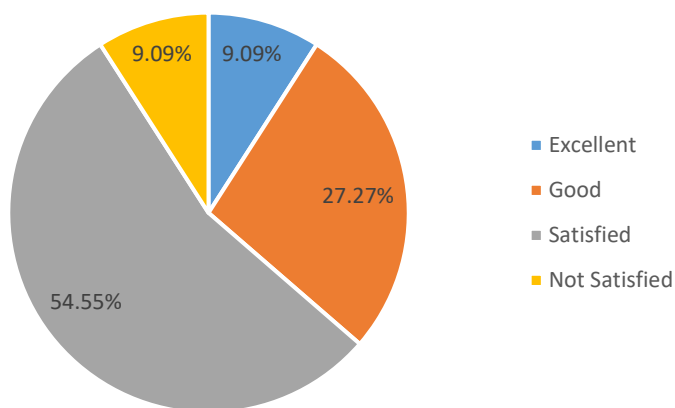


Program Name: MBA(T&H)

For the academic year 2020-21 feedback was received from 11 numbers of students for the program MBA(T&H) which are then analyzed and the analysis report is prepared and presented.

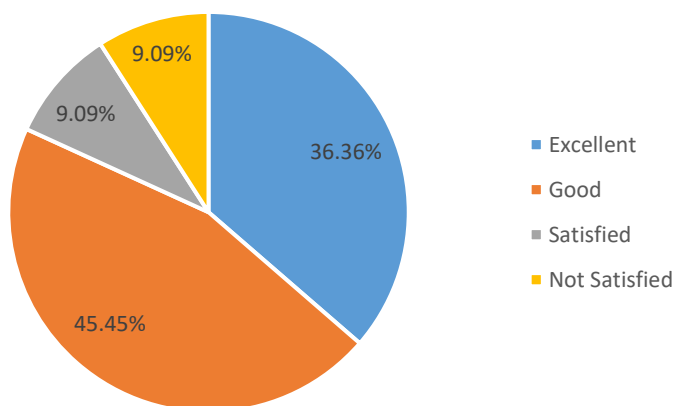
Q1 Rate the syllabus of the courses that you have studied in relation to the competencies expected.

	Frequency	Percent
Excellent	1	9.1
Good	3	27.3
Satisfied	6	54.5
Not Satisfied	1	9.1
Total	11	100.0



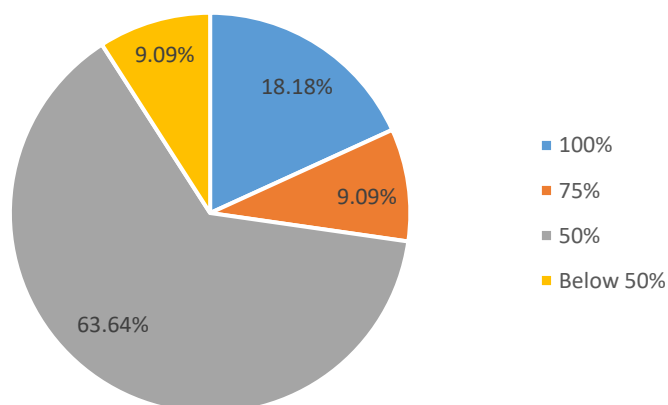
Q2 Rate the relevance of the units in the syllabus of each course

	Frequency	Percent
Excellent	4	36.4
Good	5	45.5
Satisfied	1	9.1
Not Satisfied	1	9.1
Total	11	100.0



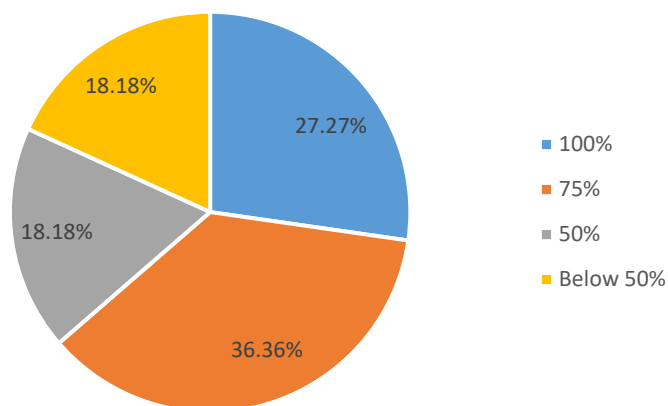
Q3 Rate how the curriculum supports the required Practical skills in the Laboratory

	Frequency	Percent
100%	2	18.2
75%	1	9.1
50%	7	63.6
Below 50%	1	9.1
Total	11	100.0



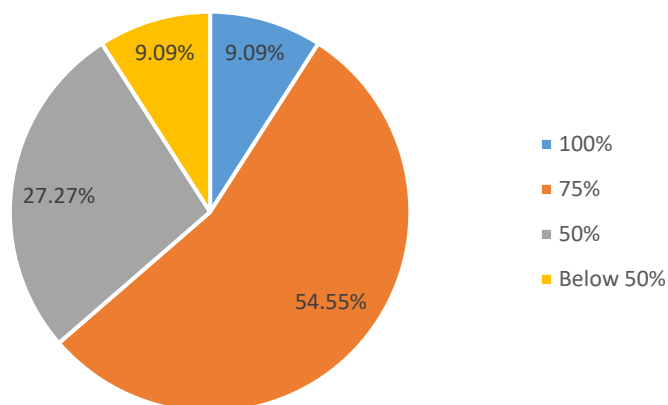
Q4 Rate your curriculum in terms of providing the basic knowledge required for further Education.

	Frequency	Percent
100%	3	27.3
75%	4	36.4
50%	2	18.2
Below 50%	2	18.2
Total	11	100.0



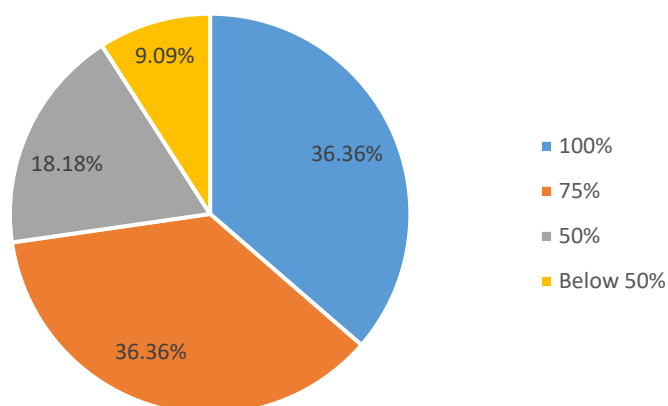
Q5 How far your syllabus was useful to crack the CSIR/ UGC NET/APSET/GATE/..?

	Frequency	Percent
100%	1	9.1
75%	6	54.5
50%	3	27.3
Below 50%	1	9.1
Total	11	100.0



Q6 Rate the Curriculum – in terms of providing employability after completion of the program.

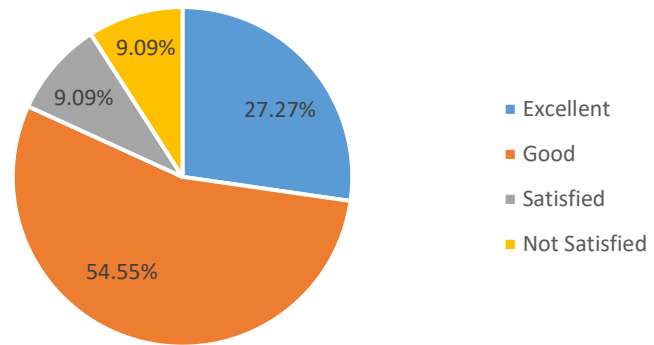
	Frequency	Percent
100%	4	36.4
75%	4	36.4
50%	2	18.2
Below 50%	1	9.1
Total	11	100.0



Q7 Rate the curriculum in improving your knowledge in the subject studied?

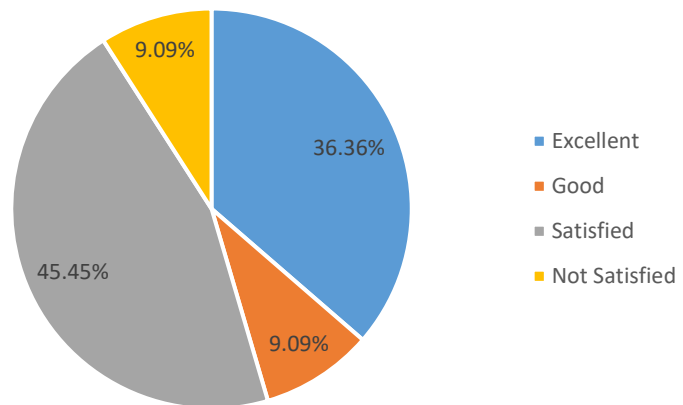
	Frequency	Percent
Excellent	3	27.3
Good	6	54.5
Satisfied	1	9.1
Not Satisfied	1	9.1
Total	11	100.0

Chart Title



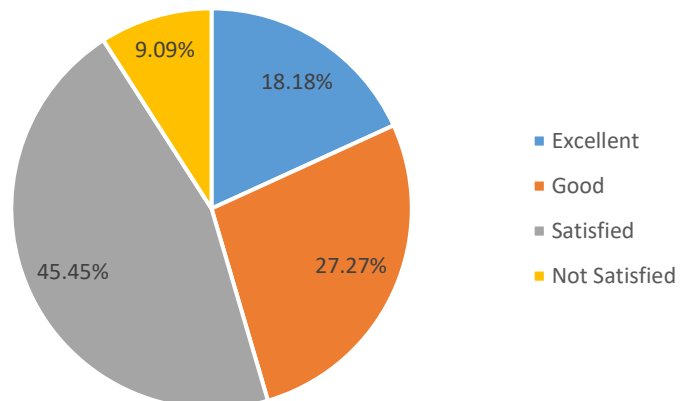
Q8 Rate the curriculum in terms of content evolving from basic level to Advanced Level in the ascending order of semesters.

	Frequency	Percent
Excellent	4	36.4
Good	1	9.1
Satisfied	5	45.5
Not Satisfied	1	9.1
Total	11	100.0



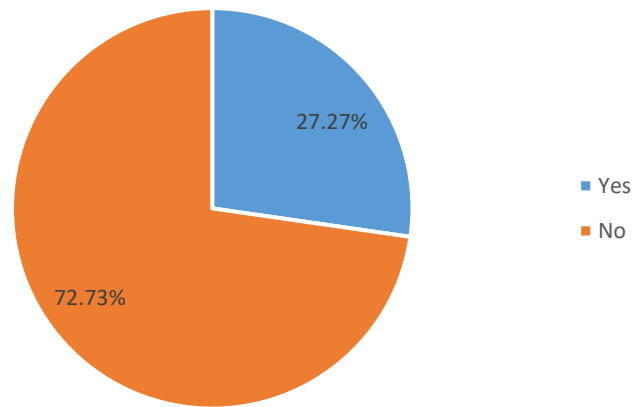
Q9 What is your over all opinion regarding the existing Curriculum?

	Frequency	Percent
Excellent	2	18.2
Good	3	27.3
Satisfied	5	45.5
Not Satisfied	1	9.1
Total	11	100.0



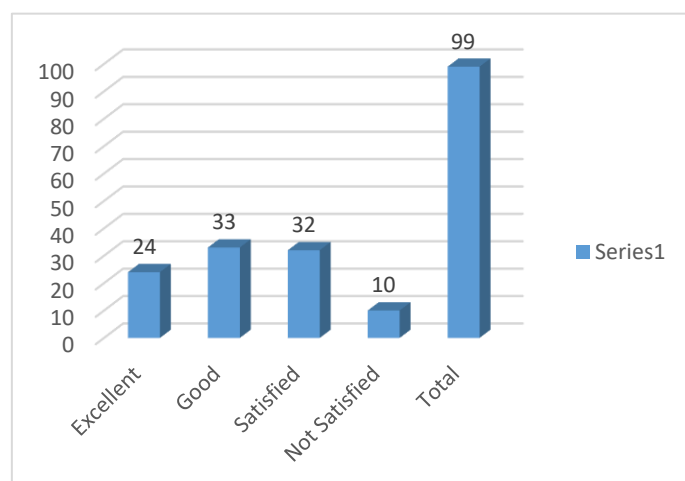
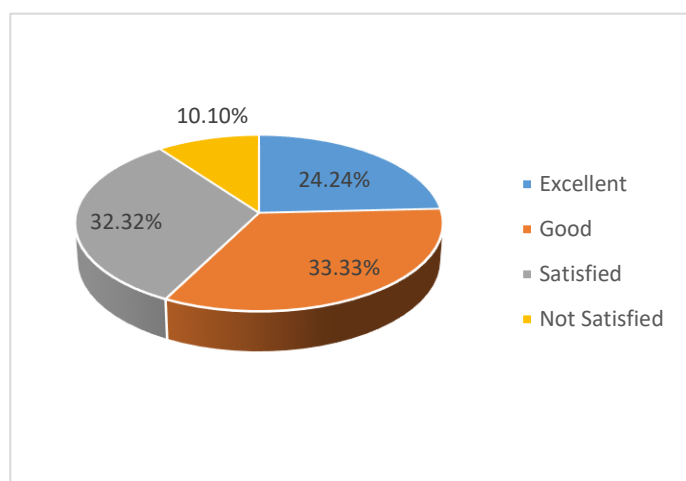
Q10 Do you think there is a need to modify your syllabus? (Yes/No) If yes, specify what portion needs to be modified with justification.

	Frequency	Percent
Yes	3	27.3
No	8	72.7
Total	11	100.0



Consolidated statement of analysis:

S. No	Question	No. of students opined				Total no. of Responses
		Excellent/ (100%)	Good/ (75%)	Satisfied/ (50%)	Not Satisfied/ (Below 50%)	
1.	Rate the syllabus of the courses that you have studied in relation to the competencies expected.	1	3	6	1	11
2.	Rate the relevance of the units in the syllabus of each course.	4	5	1	1	11
3.	Rate how the curriculum supports the required Practical skills in the Laboratory	2	1	7	1	11
4.	Rate your curriculum in terms of providing the basic knowledge required for further Education.	3	4	2	2	11
5.	How far your syllabus was useful to crack the CSIR/ UGC NET/APSET/GATE/..?	1	6	3	1	11
6.	Rate the Curriculum – in terms of providing employability after completion of the program.	4	4	2	1	11
7.	Rate the curriculum in improving your knowledge in the subject studied?	3	6	1	1	11
8.	Rate the curriculum in terms of content evolving from basic level to Advanced Level in the ascending order of semesters.	4	1	5	1	11
9.	What is your over all opinion regarding the existing Curriculum?	2	3	5	1	11
TOTAL		24	33	32	10	99
10.	Do you think there is a need to modify your syllabus? (Yes/No) If yes, specify what portion needs to be modified with justification.	YES: 3		NO: 8		11

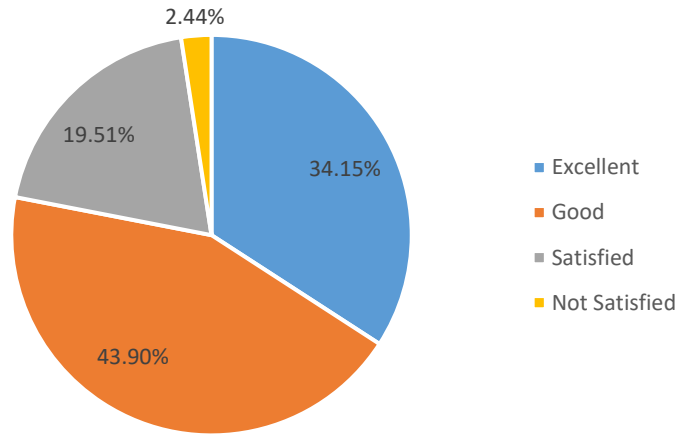


Program Name: MBA

For the academic year 2020-21 feedback was received from 41 numbers of students for the program MBA which are then analyzed and the analysis report is prepared and presented.

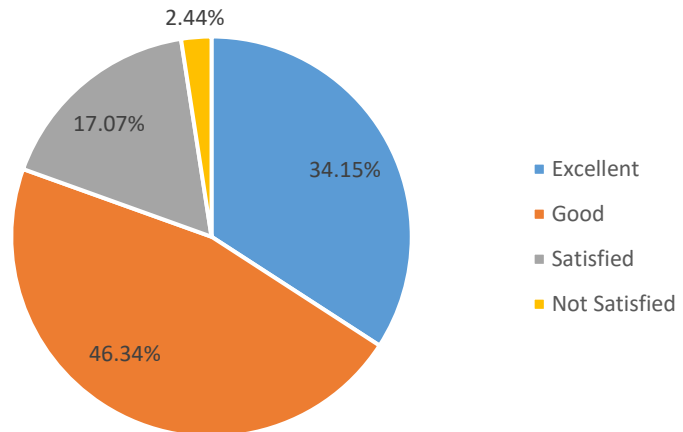
Q1 Rate the syllabus of the courses that you have studied in relation to the competencies expected.

	Frequency	Percent
Excellent	14	34.1
Good	18	43.9
Satisfied	8	19.5
Not Satisfied	1	2.4
Total	41	100.0



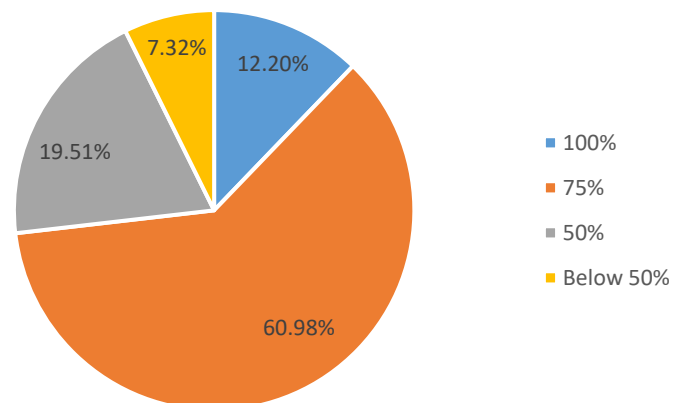
Q2 Rate the relevance of the units in the syllabus of each course

	Frequency	Percent
Excellent	14	34.1
Good	19	46.3
Satisfied	7	17.1
Not Satisfied	1	2.4
Total	41	100.0



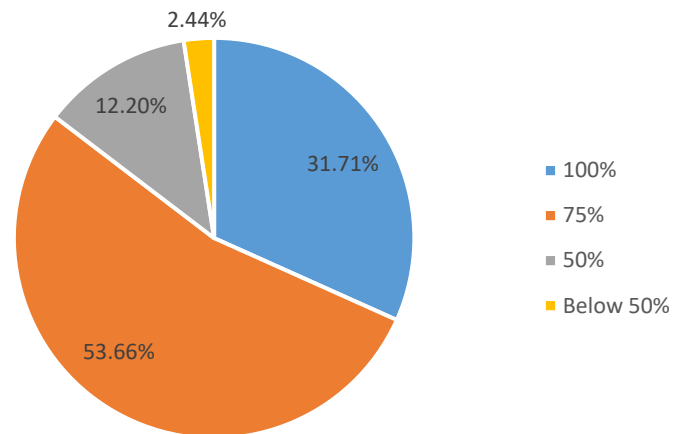
Q3 Rate how the curriculum supports the required Practical skills in the Laboratory

	Frequency	Percent
100%	5	12.2
75%	25	61.0
50%	8	19.5
Below 50%	3	7.3
Total	41	100.0



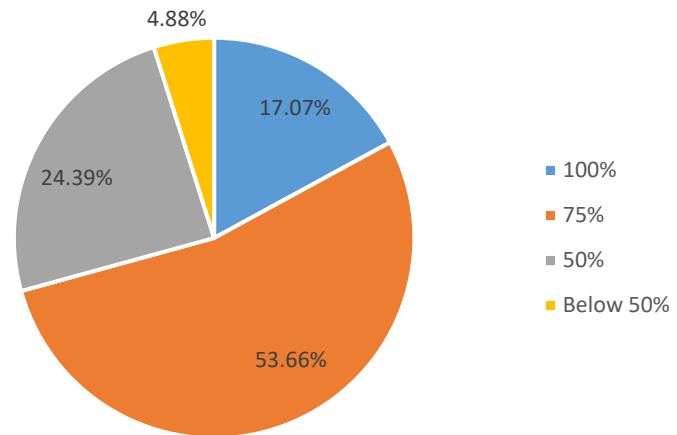
Q4 Rate your curriculum in terms of providing the basic knowledge required for further Education.

	Frequency	Percent
100%	13	31.7
75%	22	53.7
50%	5	12.2
Below 50%	1	2.4
Total	41	100.0



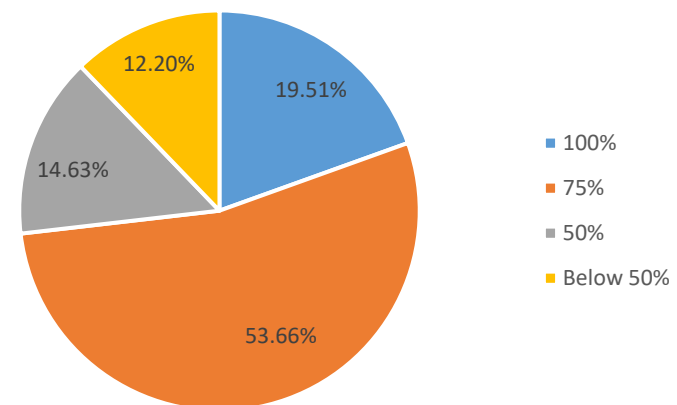
Q5 How far your syllabus was useful to crack the CSIR/ UGC NET/APSET/GATE/..?

	Frequency	Percent
100%	7	17.1
75%	22	53.7
50%	10	24.4
Below 50%	2	4.9
Total	41	100.0



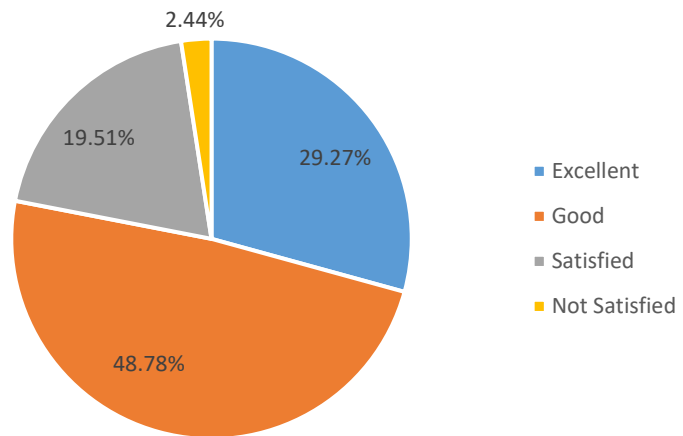
Q6 Rate the Curriculum – in terms of providing employability after completion of the program.

	Frequency	Percent
100%	8	19.5
75%	22	53.7
50%	6	14.6
Below 50%	5	12.2
Total	41	100.0



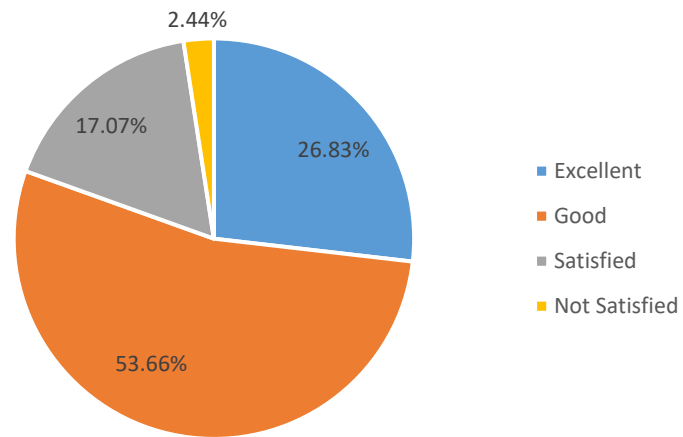
Q7 Rate the curriculum in improving your knowledge in the subject studied?

	Frequency	Percent
Excellent	12	29.3
Good	20	48.8
Satisfied	8	19.5
Not Satisfied	1	2.4
Total	41	100.0



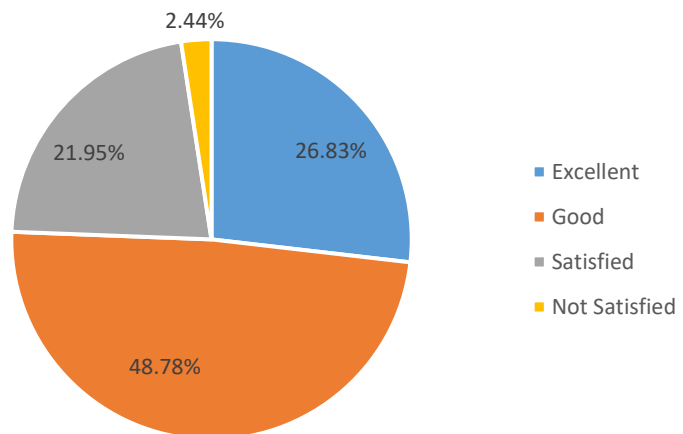
Q8 Rate the curriculum in terms of content evolving from basic level to Advanced Level in the ascending order of semesters.

	Frequency	Percent
Excellent	11	26.8
Good	22	53.7
Satisfied	7	17.1
Not Satisfied	1	2.4
Total	41	100.0



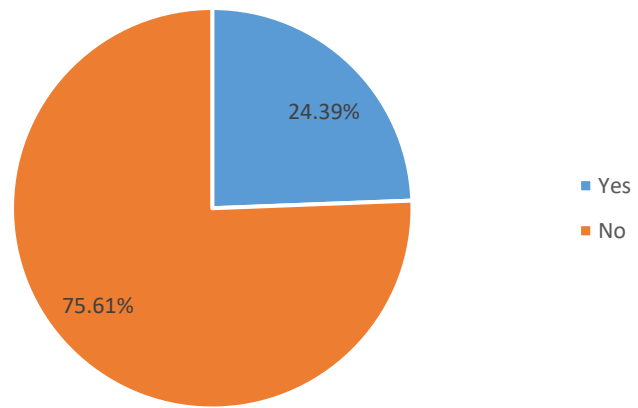
Q9 What is your over all opinion regarding the existing Curriculum?

	Frequency	Percent
Excellent	11	26.8
Good	20	48.8
Satisfied	9	22.0
Not Satisfied	1	2.4
Total	41	100.0



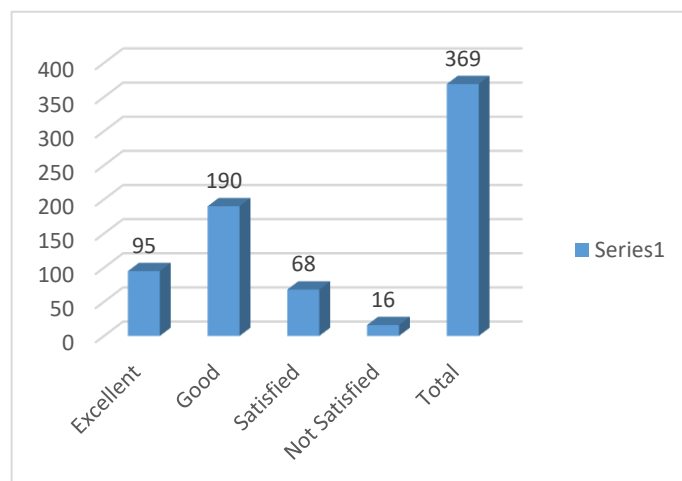
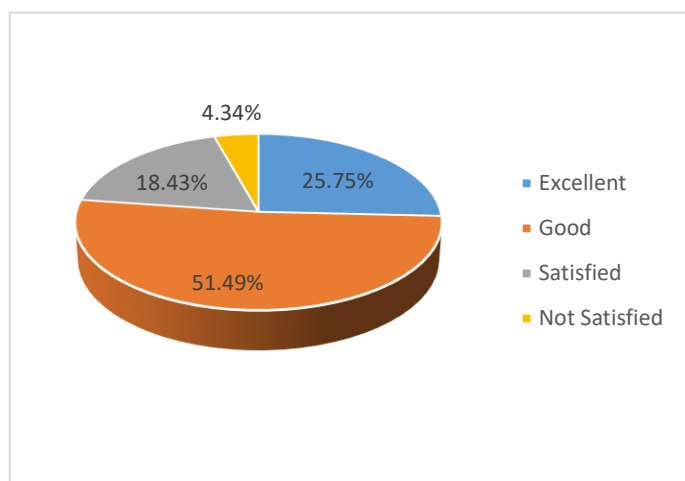
Q10 Do you think there is a need to modify your syllabus? (Yes/No) If yes, specify what portion needs to be modified with justification.

	Frequency	Percent
Yes	10	24.4
No	31	75.6
Total	41	100.0



Consolidated statement of analysis:

S. No	Question	No. of students opined				Total no. of Responses
		Excellent/ (100%)	Good/ (75%)	Satisfied/ (50%)	Not Satisfied/ (Below 50%)	
1.	Rate the syllabus of the courses that you have studied in relation to the competencies expected.	14	18	8	1	41
2.	Rate the relevance of the units in the syllabus of each course.	14	19	7	1	41
3.	Rate how the curriculum supports the required Practical skills in the Laboratory	5	25	8	3	41
4.	Rate your curriculum in terms of providing the basic knowledge required for further Education.	13	22	5	1	41
5.	How far your syllabus was useful to crack the CSIR/ UGC NET/APSET/GATE/..?	7	22	10	2	41
6.	Rate the Curriculum – in terms of providing employability after completion of the program.	8	22	6	5	41
7.	Rate the curriculum in improving your knowledge in the subject studied?	12	20	8	1	41
8.	Rate the curriculum in terms of content evolving from basic level to Advanced Level in the ascending order of semesters.	11	22	7	1	41
9.	What is your over all opinion regarding the existing Curriculum?	11	20	9	1	41
TOTAL		95	190	68	16	369
10.	Do you think there is a need to modify your syllabus? (Yes/No) If yes, specify what portion needs to be modified with justification.	YES: 10		NO: 31		41

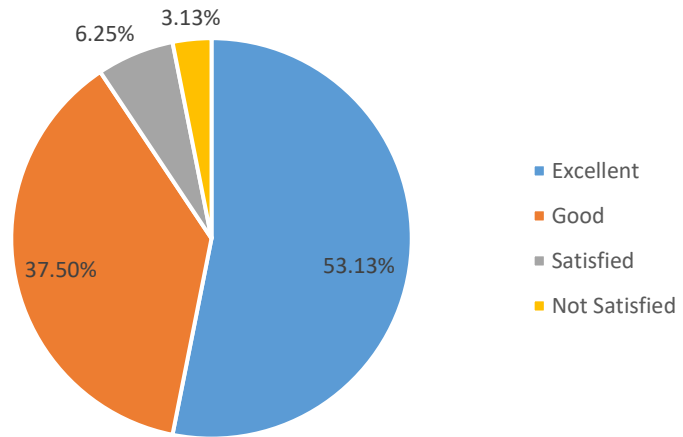


Program Name: Political Science

For the academic year 2020-21 feedback was received from 32 numbers of students for the program Political Science which are then analyzed and the analysis report is prepared and presented.

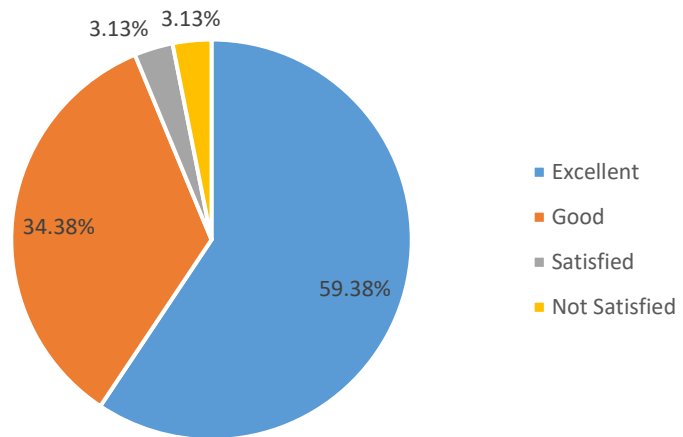
Q1 Rate the syllabus of the courses that you have studied in relation to the competencies expected.

	Frequency	Percent
Excellent	17	53.1
Good	12	37.5
Satisfied	2	6.3
Not Satisfied	1	3.1
Total	32	100.0



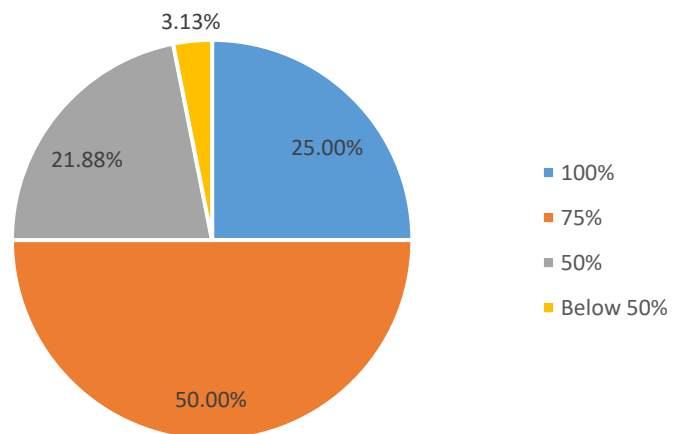
Q2 Rate the relevance of the units in the syllabus of each course

	Frequency	Percent
Excellent	19	59.4
Good	11	34.4
Satisfied	1	3.1
Not Satisfied	1	3.1
Total	32	100.0



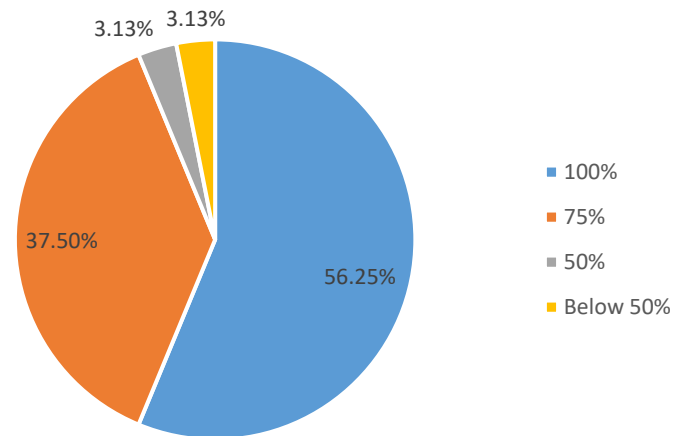
Q3 Rate how the curriculum supports the required Practical skills in the Laboratory

	Frequency	Percent
100%	8	25.0
75%	16	50.0
50%	7	21.9
Below 50%	1	3.1
Total	32	100.0



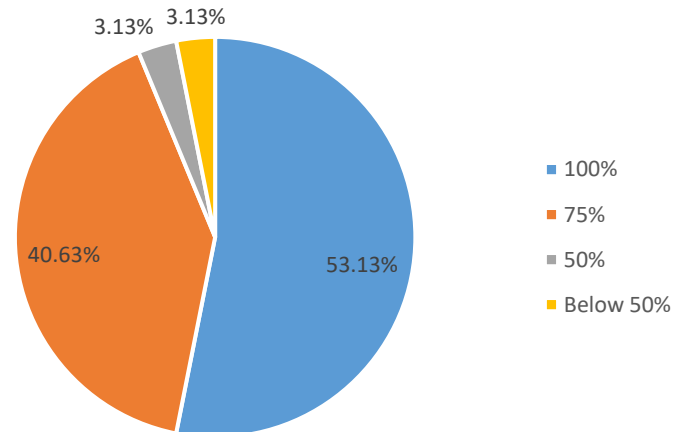
Q4 Rate your curriculum in terms of providing the basic knowledge required for further Education.

	Frequency	Percent
100%	18	56.3
75%	12	37.5
50%	1	3.1
Below 50%	1	3.1
Total	32	100.0



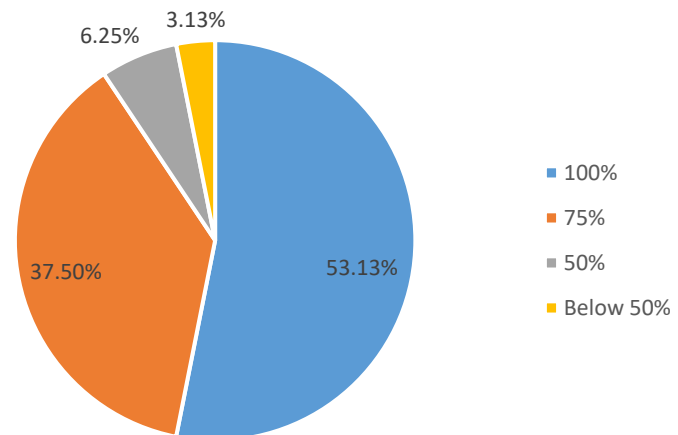
Q5 How far your syllabus was useful to crack the CSIR/ UGC NET/APSET/GATE/..?

	Frequency	Percent
100%	17	53.1
75%	13	40.6
50%	1	3.1
Below 50%	1	3.1
Total	32	100.0



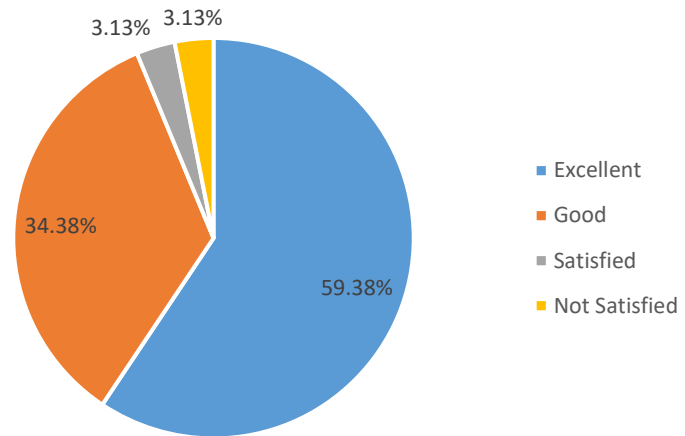
Q6 Rate the Curriculum – in terms of providing employability after completion of the program.

	Frequency	Percent
100%	17	53.1
75%	12	37.5
50%	2	6.3
Below 50%	1	3.1
Total	32	100.0



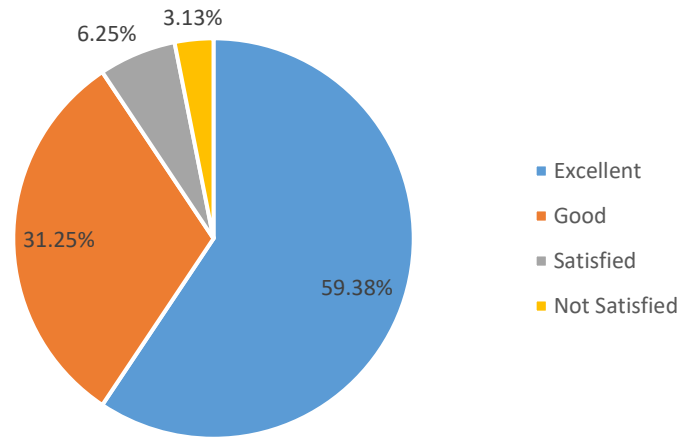
Q7 Rate the curriculum in improving your knowledge in the subject studied?

	Frequency	Percent
Excellent	19	59.4
Good	11	34.4
Satisfied	1	3.1
Not Satisfied	1	3.1
Total	32	100.0



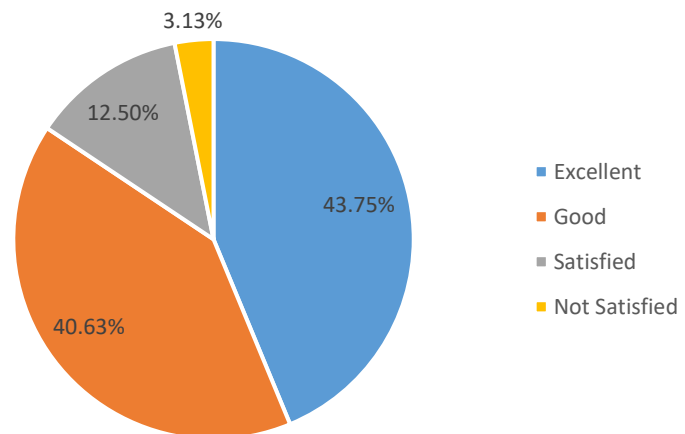
Q8 Rate the curriculum in terms of content evolving from basic level to Advanced Level in the ascending order of semesters.

	Frequency	Percent
Excellent	19	59.4
Good	10	31.3
Satisfied	2	6.3
Not Satisfied	1	3.1
Total	32	100.0



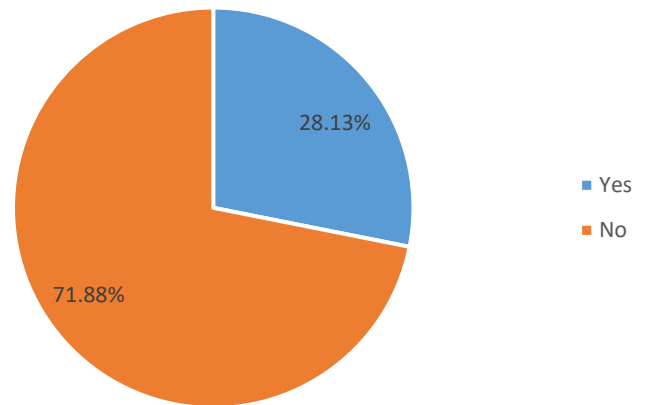
Q9 What is your over all opinion regarding the existing Curriculum?

	Frequency	Percent
Excellent	14	43.8
Good	13	40.6
Satisfied	4	12.5
Not Satisfied	1	3.1
Total	32	100.0



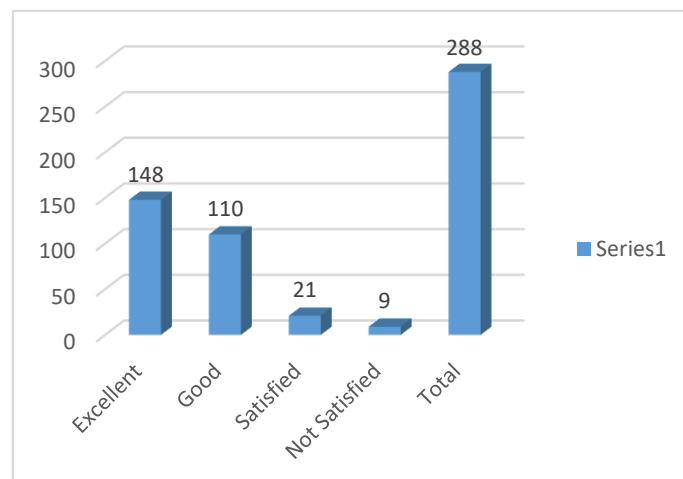
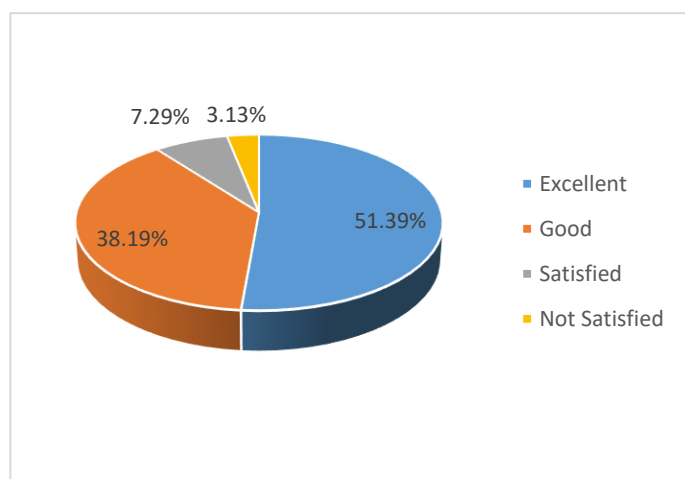
Q10 Do you think there is a need to modify your syllabus? (Yes/No) If yes, specify what portion needs to be modified with justification.

	Frequency	Percent
Yes	9	28.1
No	23	71.9
Total	32	100.0



Consolidated statement of analysis:

S. No	Question	No. of students opined				Total no. of Responses
		Excellent/ (100%)	Good/ (75%)	Satisfied/ (50%)	Not Satisfied/ (Below 50%)	
1.	Rate the syllabus of the courses that you have studied in relation to the competencies expected.	17	12	2	1	32
2.	Rate the relevance of the units in the syllabus of each course.	19	11	1	1	32
3.	Rate how the curriculum supports the required Practical skills in the Laboratory	8	16	7	1	32
4.	Rate your curriculum in terms of providing the basic knowledge required for further Education.	18	12	1	1	32
5.	How far your syllabus was useful to crack the CSIR/ UGC NET/APSET/GATE/..?	17	13	1	1	32
6.	Rate the Curriculum – in terms of providing employability after completion of the program.	17	12	2	1	32
7.	Rate the curriculum in improving your knowledge in the subject studied?	19	11	1	1	32
8.	Rate the curriculum in terms of content evolving from basic level to Advanced Level in the ascending order of semesters.	19	10	2	1	32
9.	What is your over all opinion regarding the existing Curriculum?	14	13	4	1	32
TOTAL		148	110	21	9	288
10.	Do you think there is a need to modify your syllabus? (Yes/No) If yes, specify what portion needs to be modified with justification.	YES: 9		NO: 23		32

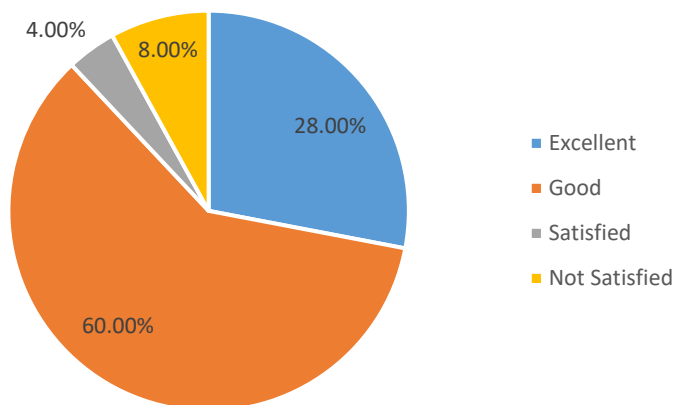


Program Name: Psychology

For the academic year 2020-21 feedback was received from 25 numbers of students for the program Psychology which are then analyzed and the analysis report is prepared and presented.

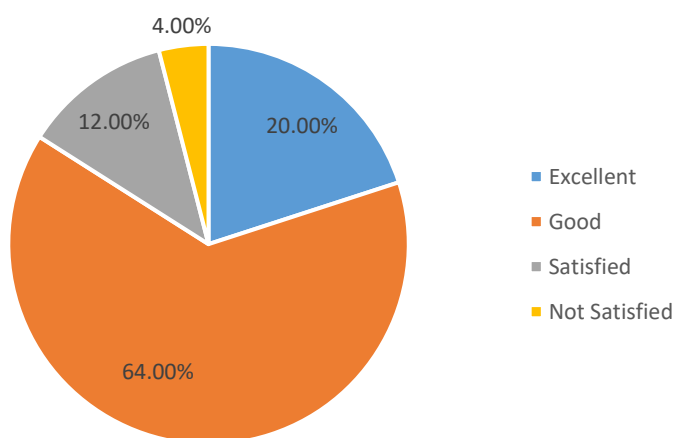
Q1 Rate the syllabus of the courses that you have studied in relation to the competencies expected.

	Frequency	Percent
Excellent	7	28.0
Good	15	60.0
Satisfied	1	4.0
Not Satisfied	2	8.0
Total	25	100.0



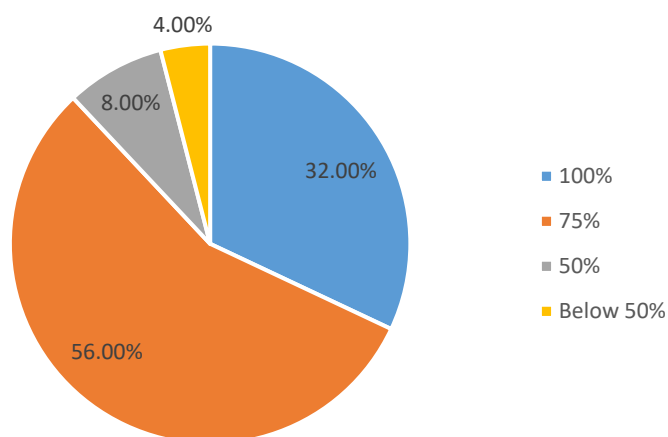
Q2 Rate the relevance of the units in the syllabus of each course

	Frequency	Percent
Excellent	5	20.0
Good	16	64.0
Satisfied	3	12.0
Not Satisfied	1	4.0
Total	25	100.0



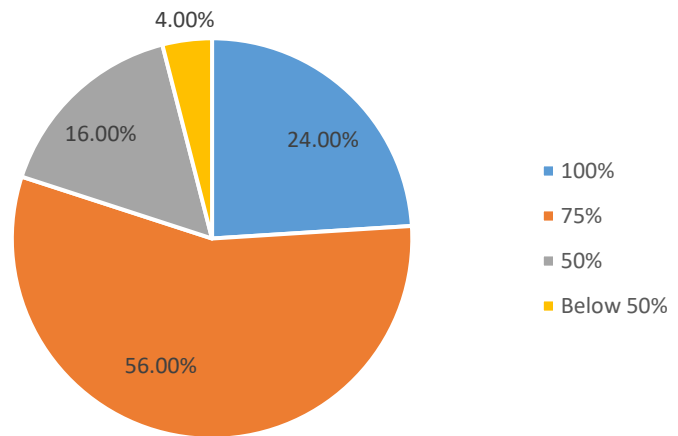
Q3 Rate how the curriculum supports the required Practical skills in the Laboratory

	Frequency	Percent
100%	8	32.0
75%	14	56.0
50%	2	8.0
Below 50%	1	4.0
Total	25	100.0



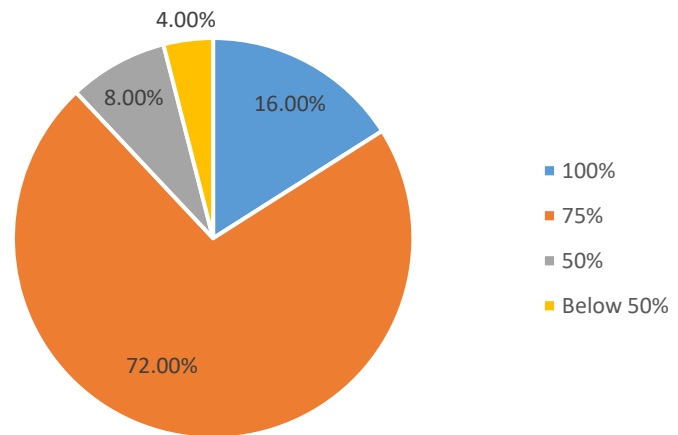
Q4 Rate your curriculum in terms of providing the basic knowledge required for further Education.

	Frequency	Percent
100%	6	24.0
75%	14	56.0
50%	4	16.0
Below 50%	1	4.0
Total	25	100.0



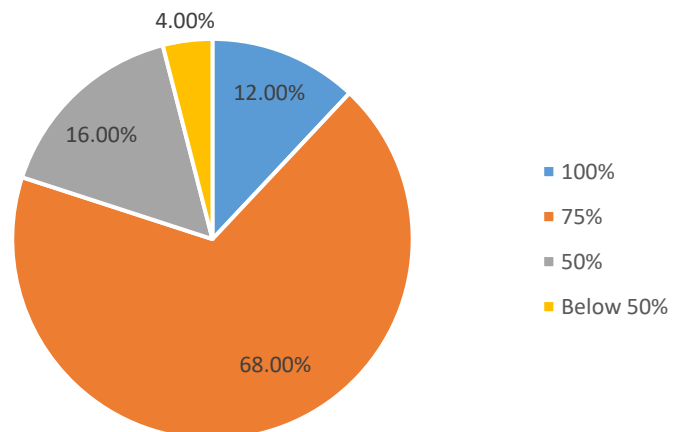
Q5 How far your syllabus was useful to crack the CSIR/ UGC NET/APSET/GATE/..?

	Frequency	Percent
100%	4	16.0
75%	18	72.0
50%	2	8.0
Below 50%	1	4.0
Total	25	100.0



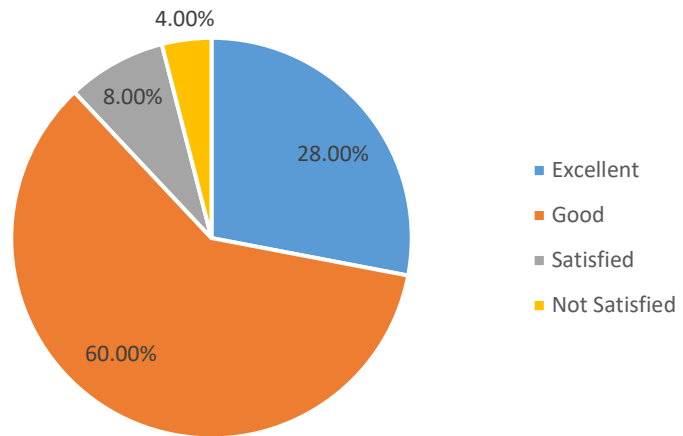
Q6 Rate the Curriculum – in terms of providing employability after completion of the program.

	Frequency	Percent
100%	3	12.0
75%	17	68.0
50%	4	16.0
Below 50%	1	4.0
Total	25	100.0



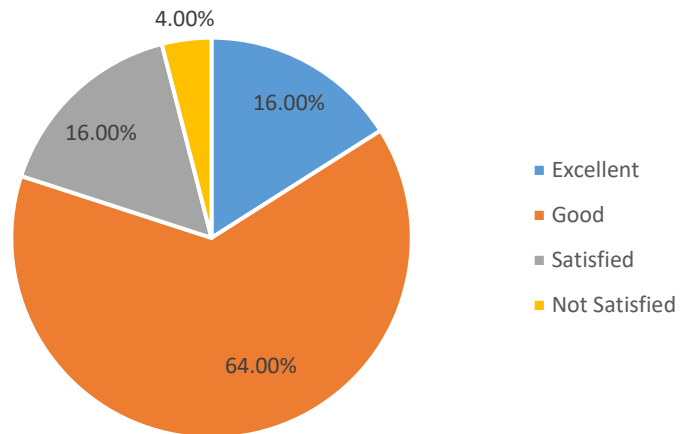
Q7 Rate the curriculum in improving your knowledge in the subject studied?

	Frequency	Percent
Excellent	7	28.0
Good	15	60.0
Satisfied	2	8.0
Not Satisfied	1	4.0
Total	25	100.0



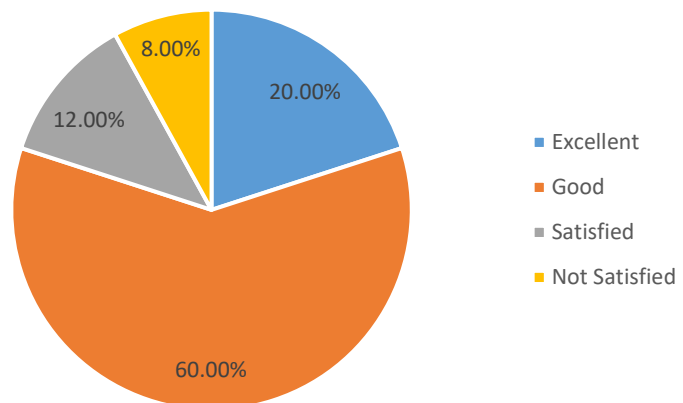
Q8 Rate the curriculum in terms of content evolving from basic level to Advanced Level in the ascending order of semesters.

	Frequency	Percent
Excellent	4	16.0
Good	16	64.0
Satisfied	4	16.0
Not Satisfied	1	4.0
Total	25	100.0



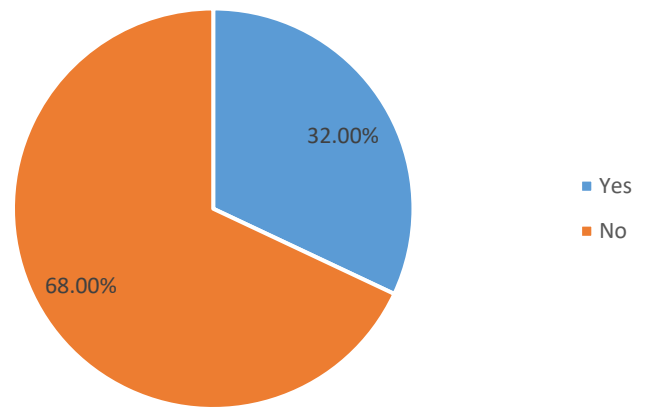
Q9 What is your over all opinion regarding the existing Curriculum?

	Frequency	Percent
Excellent	5	20.0
Good	15	60.0
Satisfied	3	12.0
Not Satisfied	2	8.0
Total	25	100.0



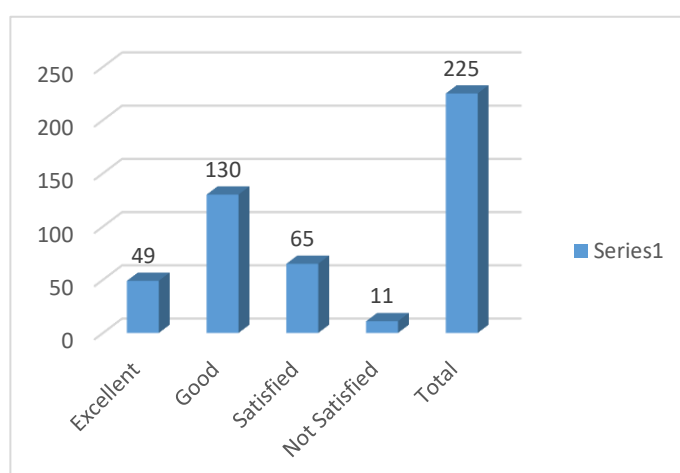
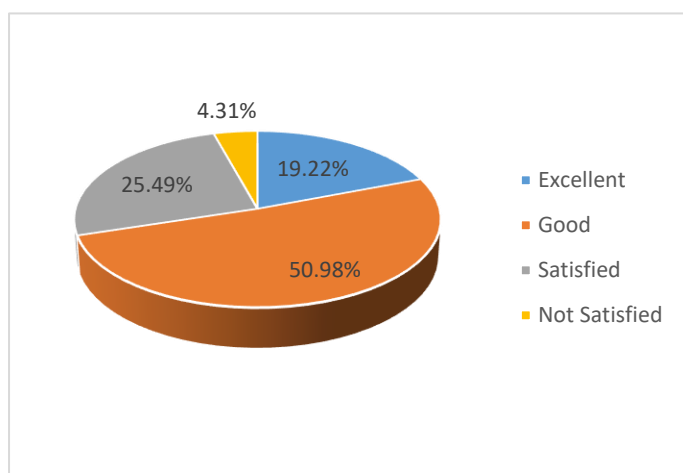
Q10 Do you think there is a need to modify your syllabus? (Yes/No) If yes, specify what portion needs to be modified with justification.

	Frequency	Percent
Yes	8	32.0
No	17	68.0
Total	25	100.0



Consolidated statement of analysis:

S. No	Question	No. of students opined				Total no. of Responses
		Excellent/ (100%)	Good/ (75%)	Satisfied/ (50%)	Not Satisfied/ (Below 50%)	
1.	Rate the syllabus of the courses that you have studied in relation to the competencies expected.	7	15	1	2	25
2.	Rate the relevance of the units in the syllabus of each course.	5	16	3	1	25
3.	Rate how the curriculum supports the required Practical skills in the Laboratory	8	14	2	1	25
4.	Rate your curriculum in terms of providing the basic knowledge required for further Education.	6	14	4	1	25
5.	How far your syllabus was useful to crack the CSIR/ UGC NET/APSET/GATE/..?	4	18	2	1	25
6.	Rate the Curriculum – in terms of providing employability after completion of the program.	3	17	4	1	25
7.	Rate the curriculum in improving your knowledge in the subject studied?	7	15	2	1	25
8.	Rate the curriculum in terms of content evolving from basic level to Advanced Level in the ascending order of semesters.	4	16	4	1	25
9.	What is your over all opinion regarding the existing Curriculum?	5	15	3	2	25
TOTAL		49	130	65	11	225
10.	Do you think there is a need to modify your syllabus? (Yes/No) If yes, specify what portion needs to be modified with justification.	YES: 8		NO: 17		25

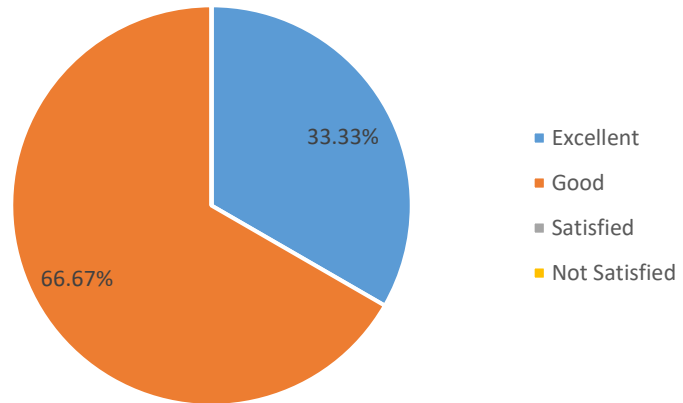


Program Name: Public Administration

For the academic year 2020-21 feedback was received from 3 numbers of students for the program Public Administration which are then analyzed and the analysis report is prepared and presented.

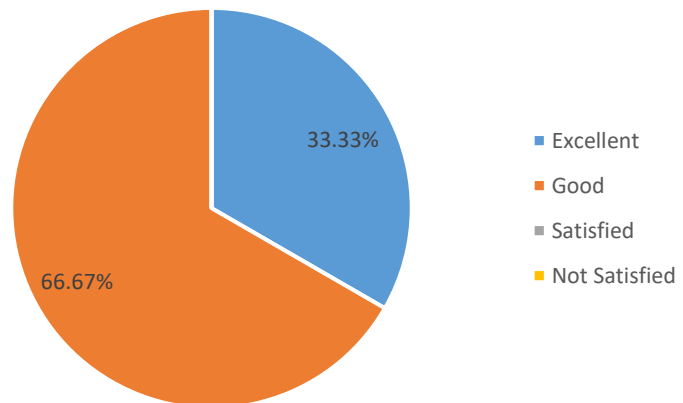
Q1 Rate the syllabus of the courses that you have studied in relation to the competencies expected.

	Frequency	Percent
Excellent	1	33.3
Good	2	66.7
Satisfied	0	0.0
Not Satisfied	0	0.0
Total	3	100.0



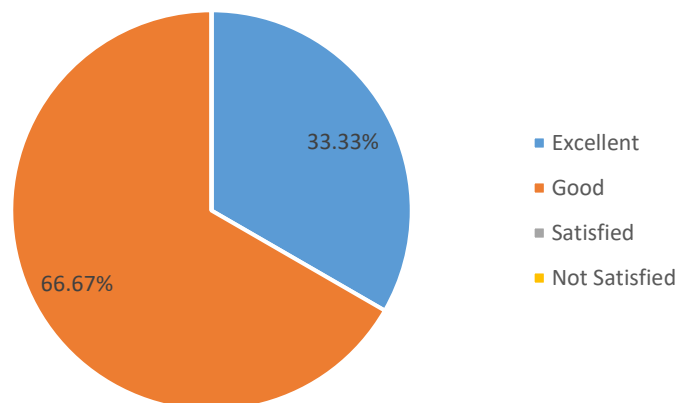
Q2 Rate the relevance of the units in the syllabus of each course

	Frequency	Percent
Excellent	1	33.3
Good	2	66.7
Satisfied	0	0.0
Not Satisfied	0	0.0
Total	3	100.0



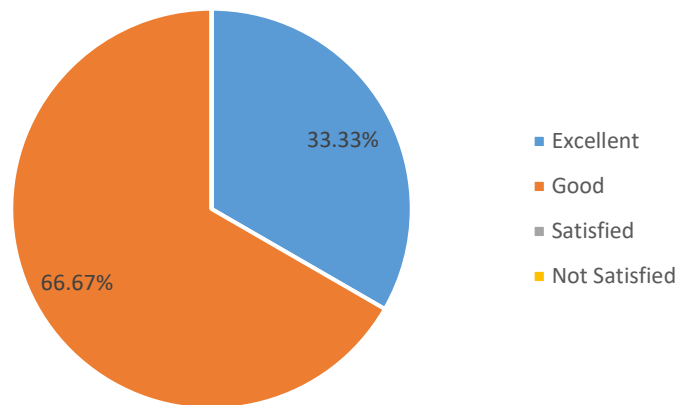
Q3 Rate how the curriculum supports the required Practical skills in the Laboratory

	Frequency	Percent
100%	1	33.3
75%	2	66.7
50%	0	0.0
Below 50%	0	0.0
Total	3	100.0



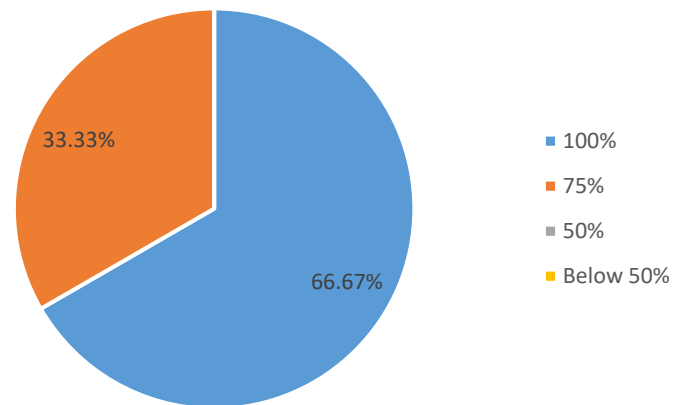
Q4 Rate your curriculum in terms of providing the basic knowledge required for further Education.

	Frequency	Percent
100%	1	33.3
75%	2	66.7
50%	0	0.0
Below 50%	0	0.0
Total	3	100.0



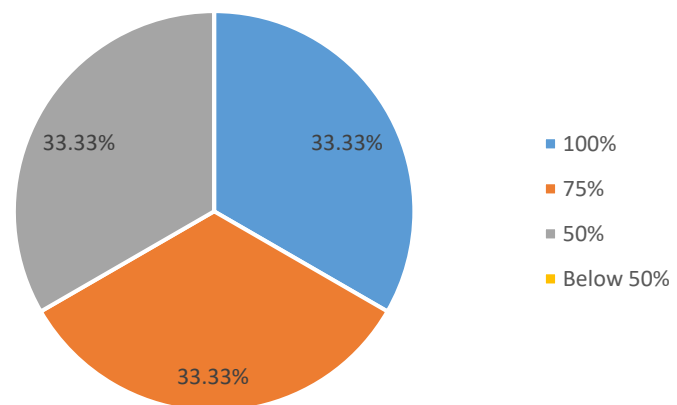
Q5 How far your syllabus was useful to crack the CSIR/ UGC NET/APSET/GATE/..?

	Frequency	Percent
100%	2	66.7
75%	1	33.3
50%	0	0.0
Below 50%	0	0.0
Total	3	100.0



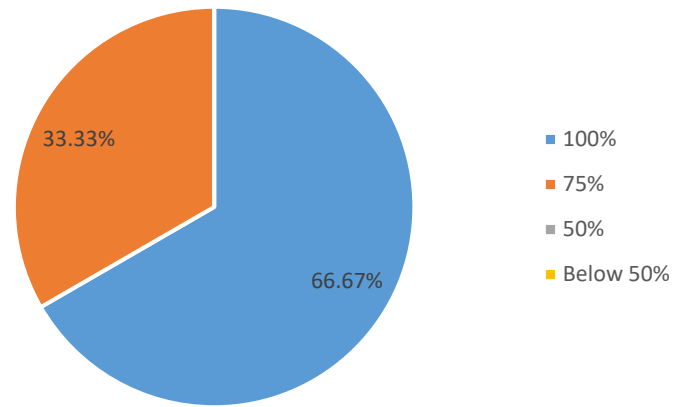
Q6 Rate the Curriculum – in terms of providing employability after completion of the program.

	Frequency	Percent
100%	1	33.3
75%	1	33.3
50%	1	33.3
Below 50%	0	0.0
Total	3	100.0



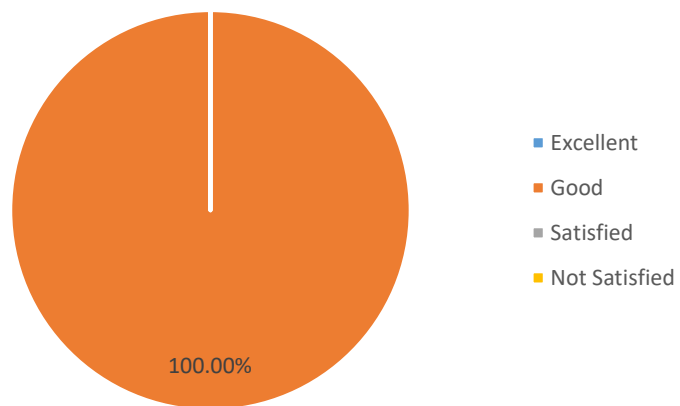
Q7 Rate the curriculum in improving your knowledge in the subject studied?

	Frequency	Percent
Excellent	2	66.7
Good	1	33.3
Satisfied	0	0.0
Not Satisfied	0	0.0
Total	3	100.0



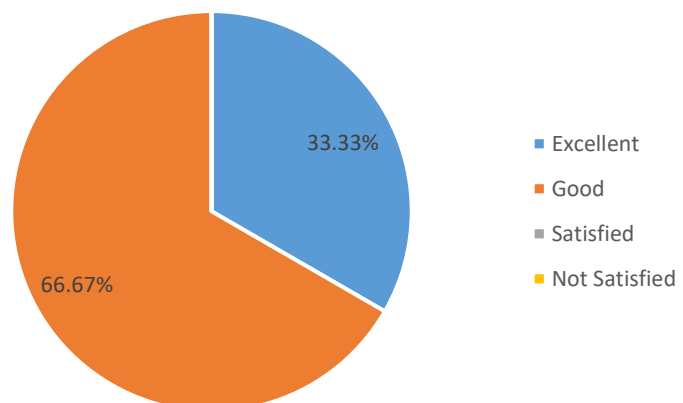
Q8 Rate the curriculum in terms of content evolving from basic level to Advanced Level in the ascending order of semesters.

	Frequency	Percent
Excellent	0	0.0
Good	3	100.0
Satisfied	0	0.0
Not Satisfied	0	0.0
Total	3	100.0



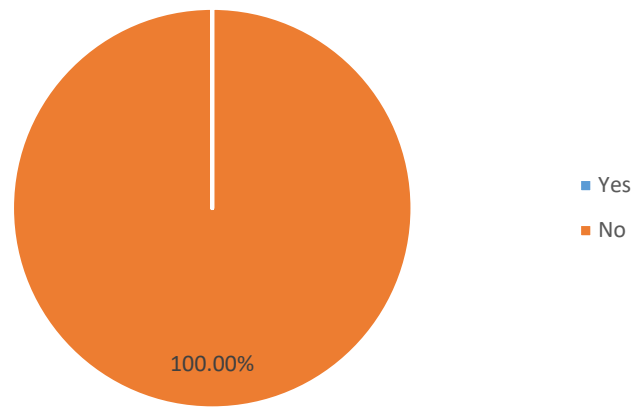
Q9 What is your over all opinion regarding the existing Curriculum?

	Frequency	Percent
Excellent	1	33.3
Good	2	66.7
Satisfied	0	0.0
Not Satisfied	0	0.0
Total	3	100.0



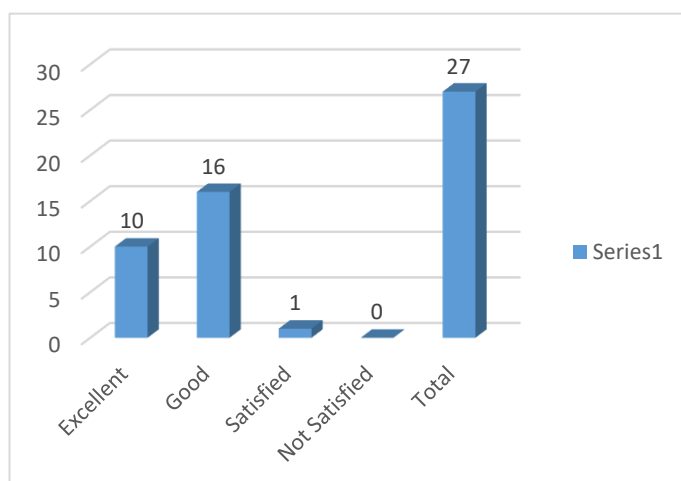
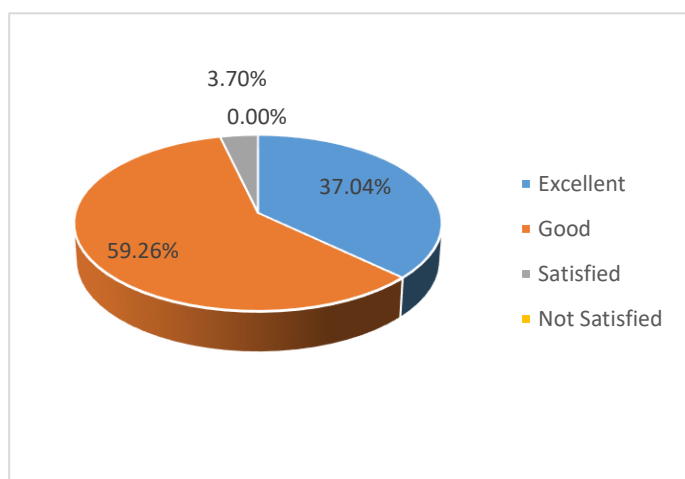
Q10 Do you think there is a need to modify your syllabus? (Yes/No) If yes, specify what portion needs to be modified with justification.

	Frequency	Percent
Yes	0	0.0
No	3	100.0
Total	3	100.0



Consolidated statement of analysis:

S. No	Question	No. of students opined				Total no. of Responses
		Excellent/ (100%)	Good/ (75%)	Satisfied/ (50%)	Not Satisfied/ (Below 50%)	
1.	Rate the syllabus of the courses that you have studied in relation to the competencies expected.	1	2	0	0	3
2.	Rate the relevance of the units in the syllabus of each course.	1	2	0	0	3
3.	Rate how the curriculum supports the required Practical skills in the Laboratory	1	2	0	0	3
4.	Rate your curriculum in terms of providing the basic knowledge required for further Education.	1	2	0	0	3
5.	How far your syllabus was useful to crack the CSIR/ UGC NET/APSET/GATE/..?	2	1	0	0	3
6.	Rate the Curriculum – in terms of providing employability after completion of the program.	1	1	1	0	3
7.	Rate the curriculum in improving your knowledge in the subject studied?	2	1	0	0	3
8.	Rate the curriculum in terms of content evolving from basic level to Advanced Level in the ascending order of semesters.	0	3	0	0	3
9.	What is your over all opinion regarding the existing Curriculum?	1	2	0	0	3
TOTAL		10	16	1	0	27
10.	Do you think there is a need to modify your syllabus? (Yes/No) If yes, specify what portion needs to be modified with justification.	YES: 0		NO: 3		3

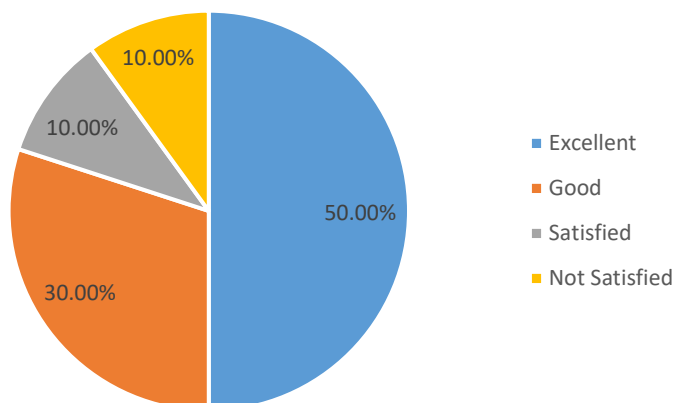


Program Name: Social Work

For the academic year 2020-21 feedback was received from 10 numbers of students for the program Social Work which are then analyzed and the analysis report is prepared and presented.

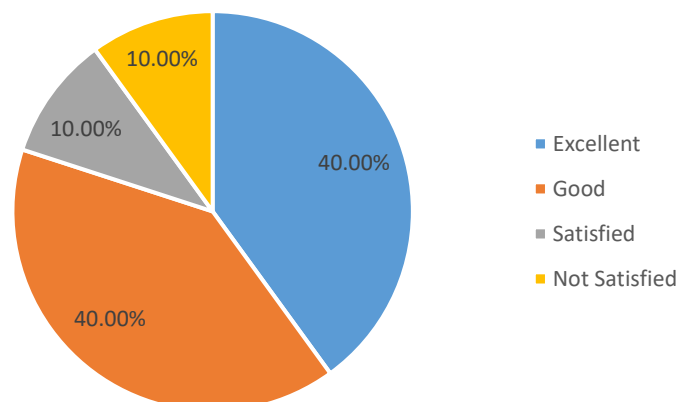
Q1 Rate the syllabus of the courses that you have studied in relation to the competencies expected.

	Frequency	Percent
Excellent	5	50.0
Good	3	30.0
Satisfied	1	10.0
Not Satisfied	1	10.0
Total	10	100.0



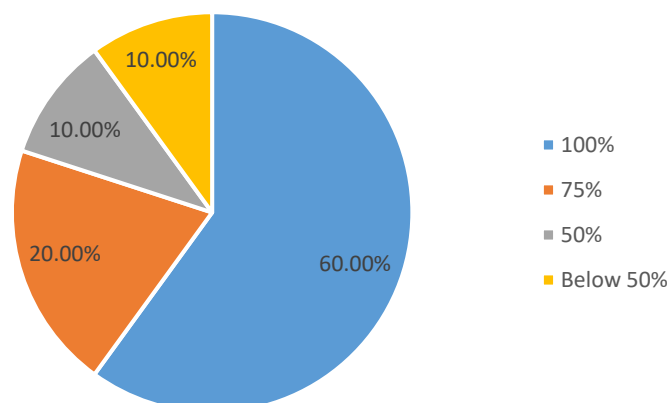
Q2 Rate the relevance of the units in the syllabus of each course

	Frequency	Percent
Excellent	4	40.0
Good	4	40.0
Satisfied	1	10.0
Not Satisfied	1	10.0
Total	10	100.0



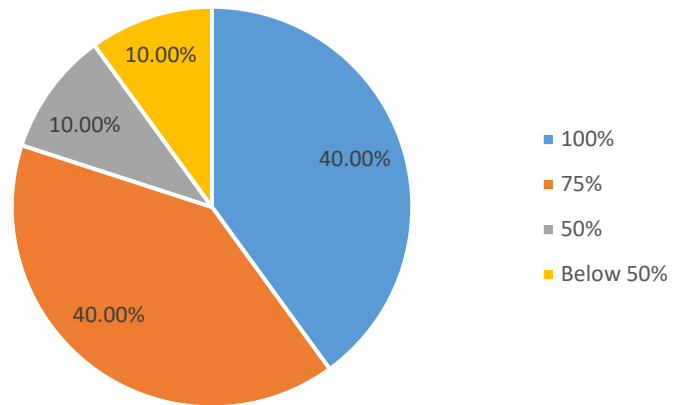
Q3 Rate how the curriculum supports the required Practical skills in the Laboratory

	Frequency	Percent
100%	6	60.0
75%	2	20.0
50%	1	10.0
Below 50%	1	10.0
Total	10	100.0



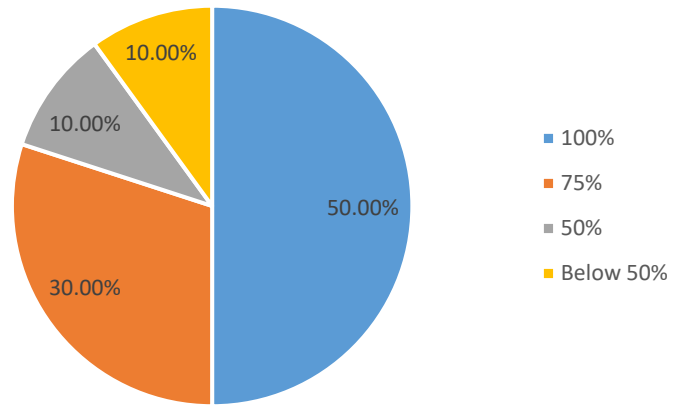
Q4 Rate your curriculum in terms of providing the basic knowledge required for further Education.

	Frequency	Percent
100%	4	40.0
75%	4	40.0
50%	1	10.0
Below 50%	1	10.0
Total	10	100.0



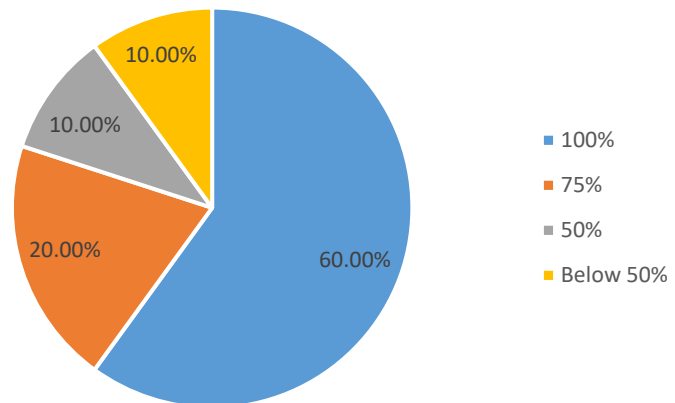
Q5 How far your syllabus was useful to crack the CSIR/ UGC NET/APSET/GATE/..?

	Frequency	Percent
100%	5	50.0
75%	3	30.0
50%	1	10.0
Below 50%	1	10.0
Total	10	100.0



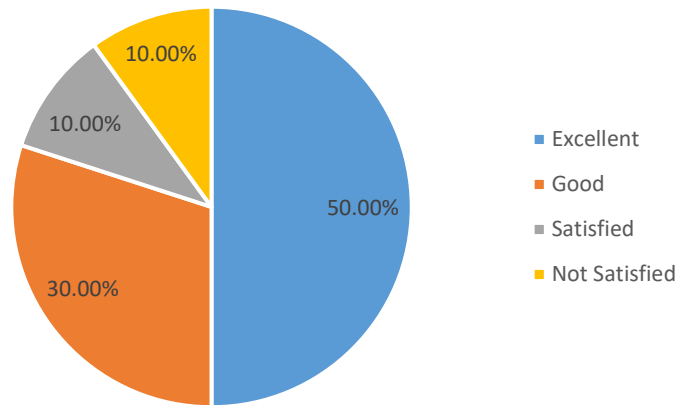
Q6 Rate the Curriculum – in terms of providing employability after completion of the program.

	Frequency	Percent
100%	6	60.0
75%	2	20.0
50%	1	10.0
Below 50%	1	10.0
Total	10	100.0



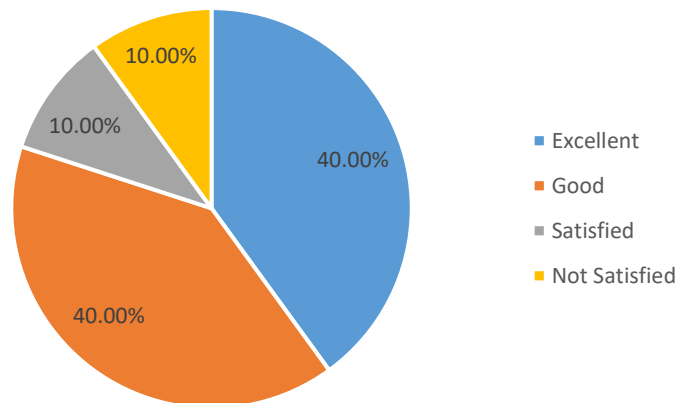
Q7 Rate the curriculum in improving your knowledge in the subject studied?

	Frequency	Percent
Excellent	5	50.0
Good	3	30.0
Satisfied	1	10.0
Not Satisfied	1	10.0
Total	10	100.0



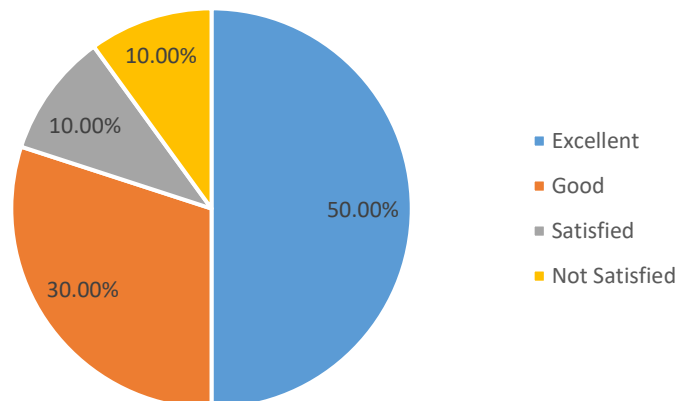
Q8 Rate the curriculum in terms of content evolving from basic level to Advanced Level in the ascending order of semesters.

	Frequency	Percent
Excellent	4	40.0
Good	4	40.0
Satisfied	1	10.0
Not Satisfied	1	10.0
Total	10	100.0



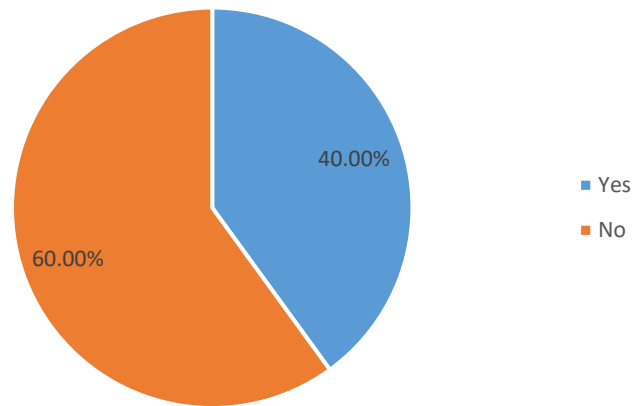
Q9 What is your over all opinion regarding the existing Curriculum?

	Frequency	Percent
Excellent	5	50.0
Good	3	30.0
Satisfied	1	10.0
Not Satisfied	1	10.0
Total	10	100.0



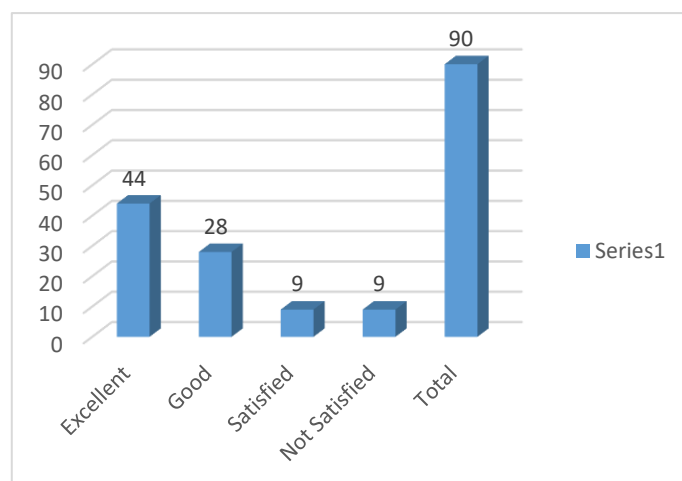
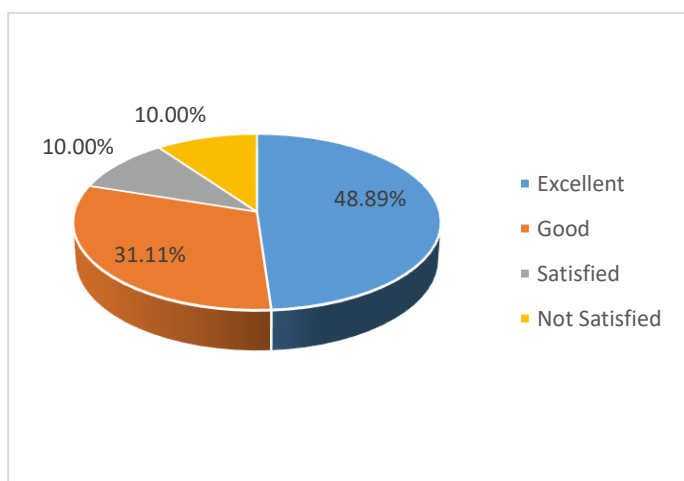
Q10 Do you think there is a need to modify your syllabus? (Yes/No) If yes, specify what portion needs to be modified with justification.

	Frequency	Percent
Yes	4	40.0
No	6	60.0
Total	10	100.0



Consolidated statement of analysis:

S. No	Question	No. of students opined				Total no. of Responses
		Excellent/ (100%)	Good/ (75%)	Satisfied/ (50%)	Not Satisfied/ (Below 50%)	
1.	Rate the syllabus of the courses that you have studied in relation to the competencies expected.	5	3	1	1	10
2.	Rate the relevance of the units in the syllabus of each course.	4	4	1	1	10
3.	Rate how the curriculum supports the required Practical skills in the Laboratory	6	2	1	1	10
4.	Rate your curriculum in terms of providing the basic knowledge required for further Education.	4	4	1	1	10
5.	How far your syllabus was useful to crack the CSIR/ UGC NET/APSET/GATE/..?	5	3	1	1	10
6.	Rate the Curriculum – in terms of providing employability after completion of the program.	6	2	1	1	10
7.	Rate the curriculum in improving your knowledge in the subject studied?	5	3	1	1	10
8.	Rate the curriculum in terms of content evolving from basic level to Advanced Level in the ascending order of semesters.	4	4	1	1	10
9.	What is your over all opinion regarding the existing Curriculum?	5	3	1	1	10
TOTAL		44	28	9	9	90
10.	Do you think there is a need to modify your syllabus? (Yes/No) If yes, specify what portion needs to be modified with justification.	YES: 4		NO: 6		10

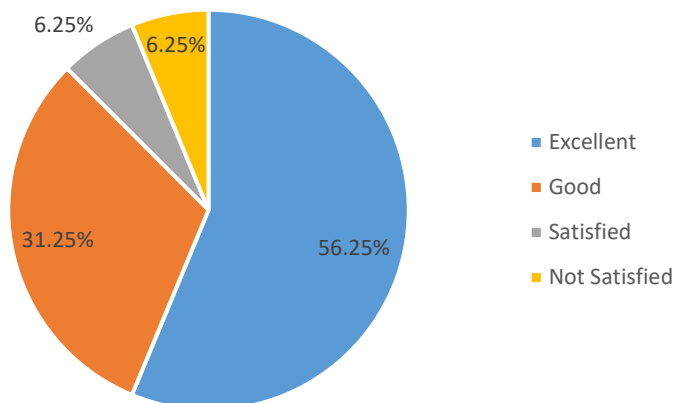


Program Name: Telugu

For the academic year 2020-21 feedback was received from 16 numbers of students for the program Telugu which are then analyzed and the analysis report is prepared and presented.

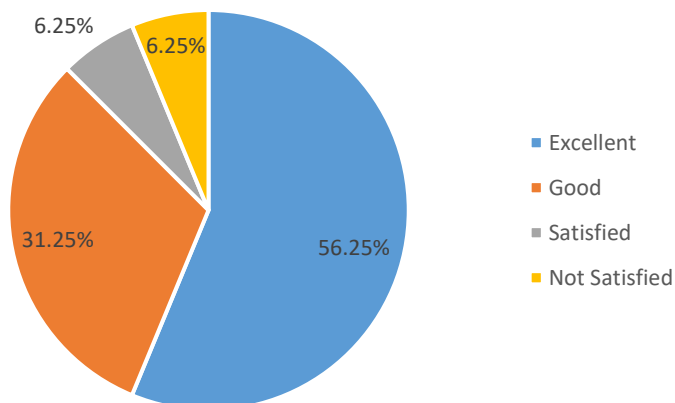
Q1 Rate the syllabus of the courses that you have studied in relation to the competencies expected.

	Frequency	Percent
Excellent	9	56.3
Good	5	31.3
Satisfied	1	6.3
Not Satisfied	1	6.3
Total	16	100.0



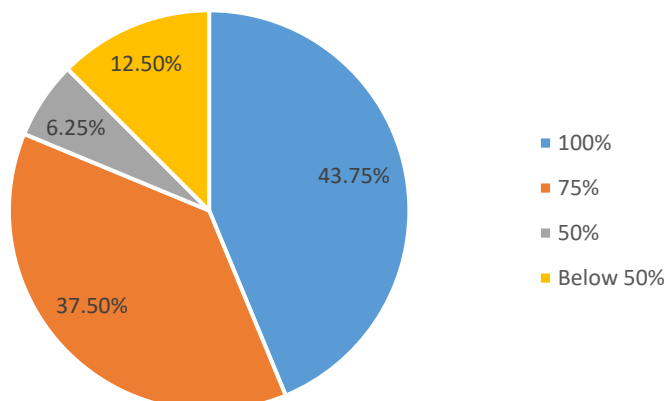
Q2 Rate the relevance of the units in the syllabus of each course

	Frequency	Percent
Excellent	9	56.3
Good	5	31.3
Satisfied	1	6.3
Not Satisfied	1	6.3
Total	16	100.0



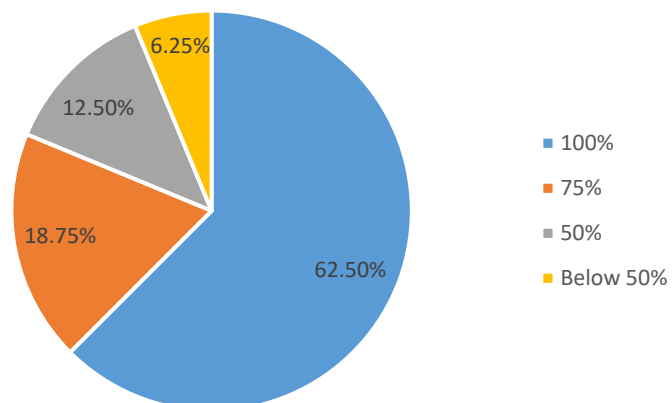
Q3 Rate how the curriculum supports the required Practical skills in the Laboratory

	Frequency	Percent
100%	7	43.8
75%	6	37.5
50%	1	6.3
Below 50%	2	12.5
Total	16	100.0



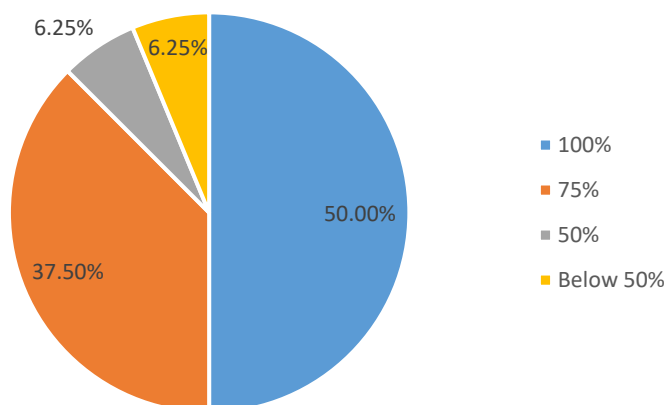
Q4 Rate your curriculum in terms of providing the basic knowledge required for further Education.

	Frequency	Percent
100%	10	62.5
75%	3	18.8
50%	2	12.5
Below 50%	1	6.3
Total	16	100.0



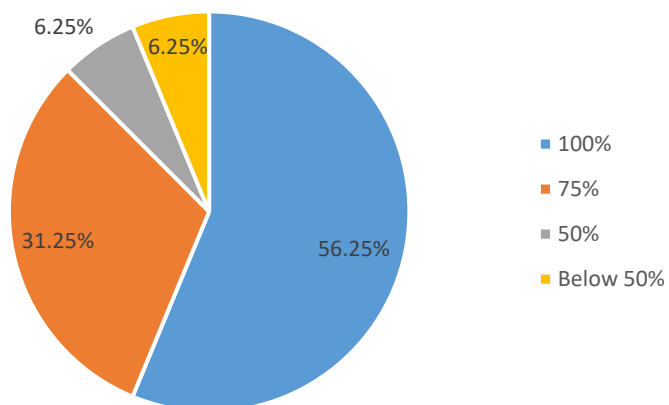
Q5 How far your syllabus was useful to crack the CSIR/ UGC NET/APSET/GATE/..?

	Frequency	Percent
100%	8	50.0
75%	6	37.5
50%	1	6.3
Below 50%	1	6.3
Total	16	100.0



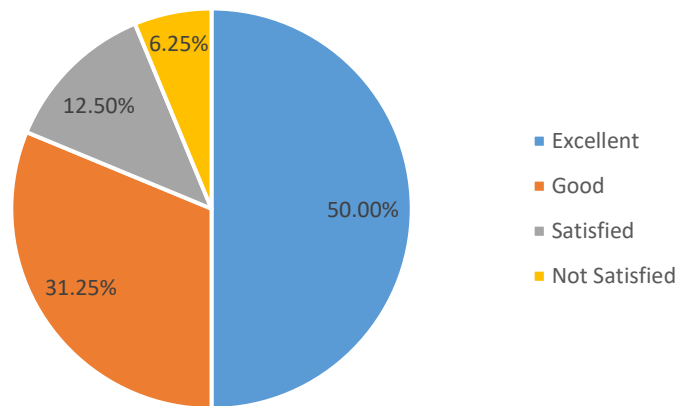
Q6 Rate the Curriculum – in terms of providing employability after completion of the program.

	Frequency	Percent
100%	9	56.3
75%	5	31.3
50%	1	6.3
Below 50%	1	6.3
Total	16	100.0



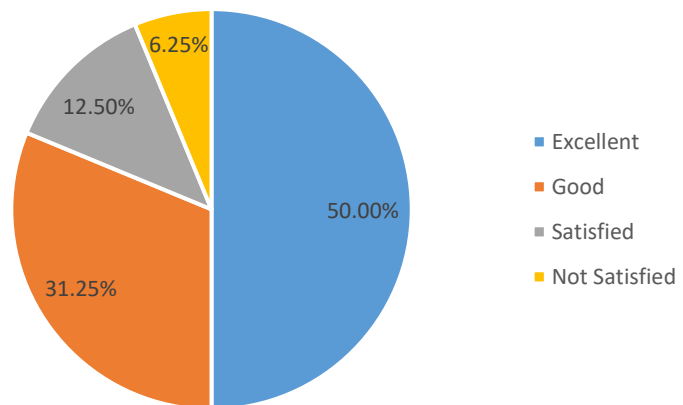
Q7 Rate the curriculum in improving your knowledge in the subject studied?

	Frequency	Percent
Excellent	8	50.0
Good	5	31.3
Satisfied	2	12.5
Not Satisfied	1	6.3
Total	16	100.0



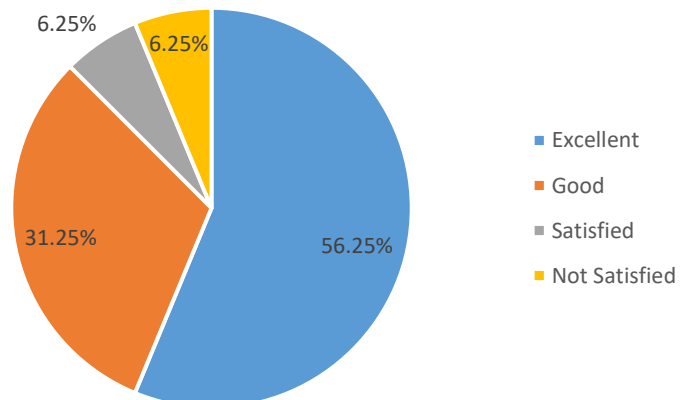
Q8 Rate the curriculum in terms of content evolving from basic level to Advanced Level in the ascending order of semesters.

	Frequency	Percent
Excellent	8	50.0
Good	5	31.3
Satisfied	2	12.5
Not Satisfied	1	6.3
Total	16	100.0



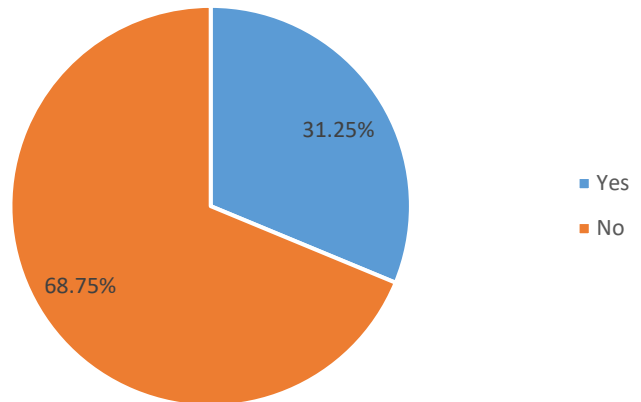
Q9 What is your over all opinion regarding the existing Curriculum?

	Frequency	Percent
Excellent	9	56.3
Good	5	31.3
Satisfied	1	6.3
Not Satisfied	1	6.3
Total	16	100.0



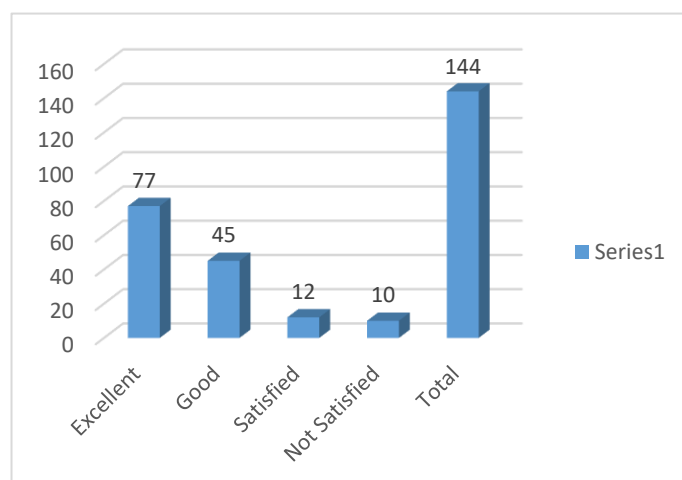
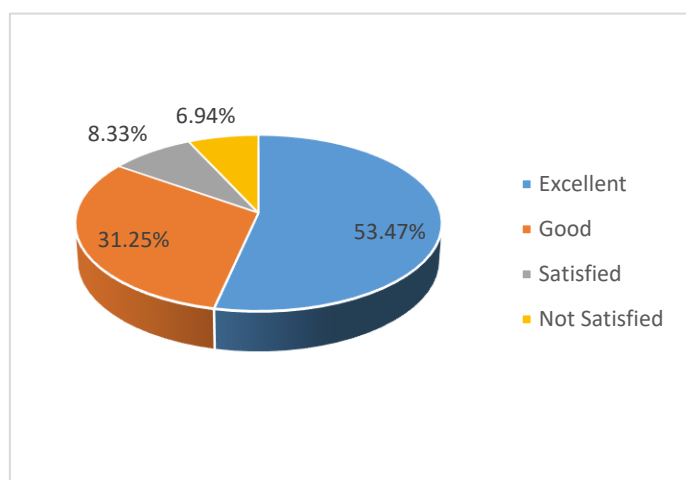
Q10 Do you think there is a need to modify your syllabus? (Yes/No) If yes, specify what portion needs to be modified with justification.

	Frequency	Percent
Yes	5	31.3
No	11	68.8
Total	16	100.0



Consolidated statement of analysis:

S. No	Question	No. of students opined				Total no. of Responses
		Excellent/ (100%)	Good/ (75%)	Satisfied/ (50%)	Not Satisfied/ (Below 50%)	
1.	Rate the syllabus of the courses that you have studied in relation to the competencies expected.	9	5	1	1	16
2.	Rate the relevance of the units in the syllabus of each course.	9	5	1	1	16
3.	Rate how the curriculum supports the required Practical skills in the Laboratory	7	6	1	2	16
4.	Rate your curriculum in terms of providing the basic knowledge required for further Education.	10	3	2	1	16
5.	How far your syllabus was useful to crack the CSIR/ UGC NET/APSET/GATE/..?	8	6	1	1	16
6.	Rate the Curriculum – in terms of providing employability after completion of the program.	9	5	1	1	16
7.	Rate the curriculum in improving your knowledge in the subject studied?	8	5	2	1	16
8.	Rate the curriculum in terms of content evolving from basic level to Advanced Level in the ascending order of semesters.	8	5	2	1	16
9.	What is your over all opinion regarding the existing Curriculum?	9	5	1	1	16
TOTAL		77	45	12	10	144
10.	Do you think there is a need to modify your syllabus? (Yes/No) If yes, specify what portion needs to be modified with justification.	YES: 5		NO: 11		16

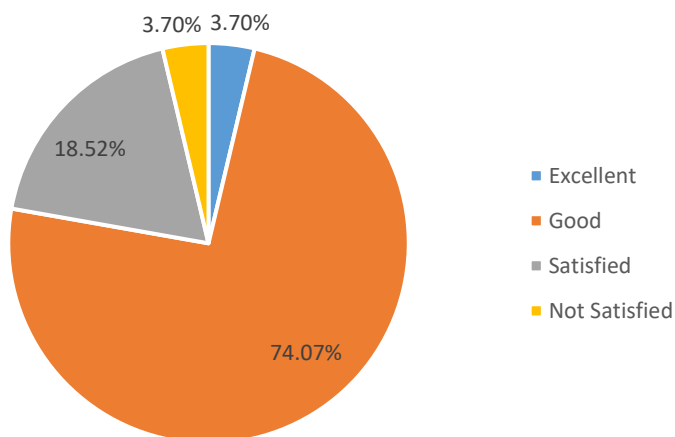


Program Name: Analytical Chemistry

For the academic year 2020-21 feedback was received from 27 numbers of students for the program Analytical Chemistry which are then analyzed and the analysis report is prepared and presented.

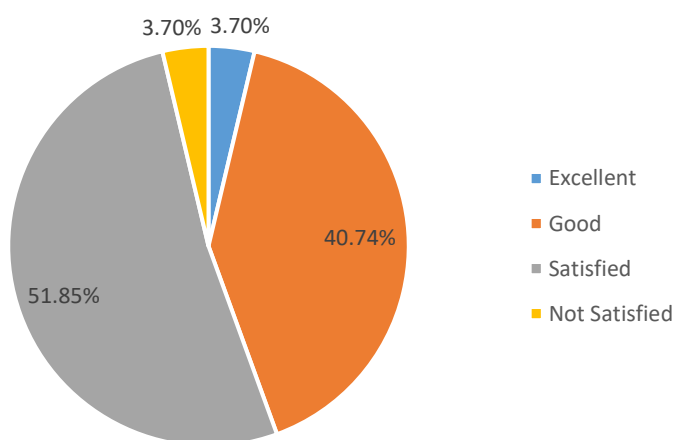
Q1 Rate the syllabus of the courses that you have studied in relation to the competencies expected.

	Frequency	Percent
Excellent	1	3.7
Good	20	74.1
Satisfied	5	18.5
Not Satisfied	1	3.7
Total	27	100.0



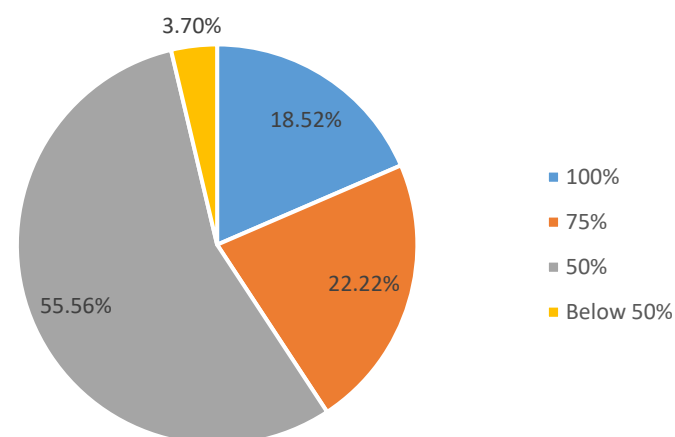
Q2 Rate the relevance of the units in the syllabus of each course

	Frequency	Percent
Excellent	1	3.7
Good	11	40.7
Satisfied	14	51.9
Not Satisfied	1	3.7
Total	27	100.0



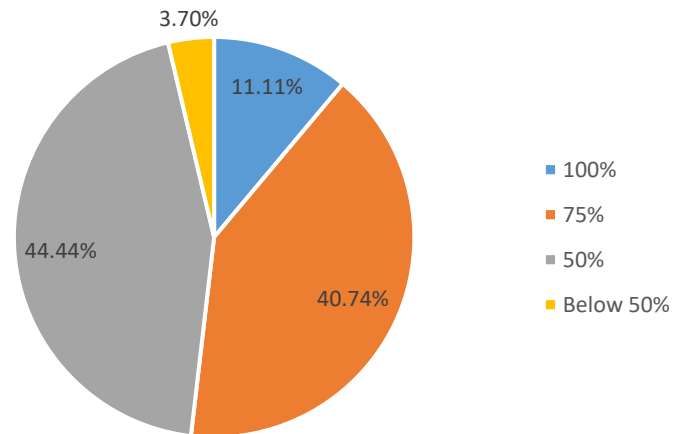
3 Rate how the curriculum supports the required Practical skills in the Laboratory

	Frequency	Percent
100%	5	18.5
75%	6	22.2
50%	15	55.6
Below 50%	1	3.7
Total	27	100.0



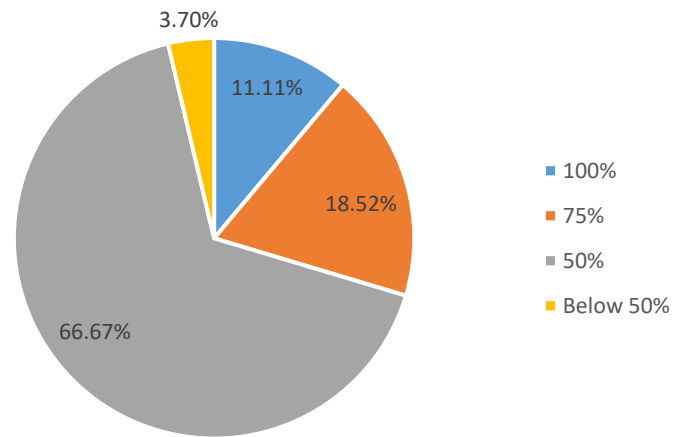
Q4 Rate your curriculum in terms of providing the basic knowledge required for further Education.

	Frequency	Percent
100%	3	11.1
75%	11	40.7
50%	12	44.4
Below 50%	1	3.7
Total	27	100.0



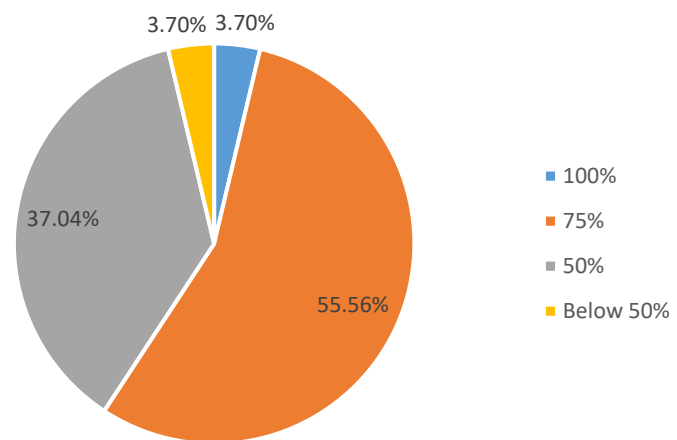
Q5 How far your syllabus was useful to crack the CSIR/ UGC NET/APSET/GATE/..?

	Frequency	Percent
100%	3	11.1
75%	5	18.5
50%	18	66.7
Below 50%	1	3.7
Total	27	100.0



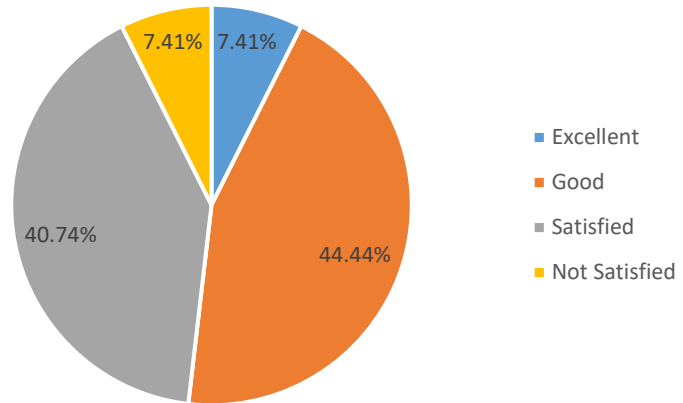
Q6 Rate the Curriculum – in terms of providing employability after completion of the program.

	Frequency	Percent
100%	1	3.7
75%	15	55.6
50%	10	37.0
Below 50%	1	3.7
Total	27	100.0



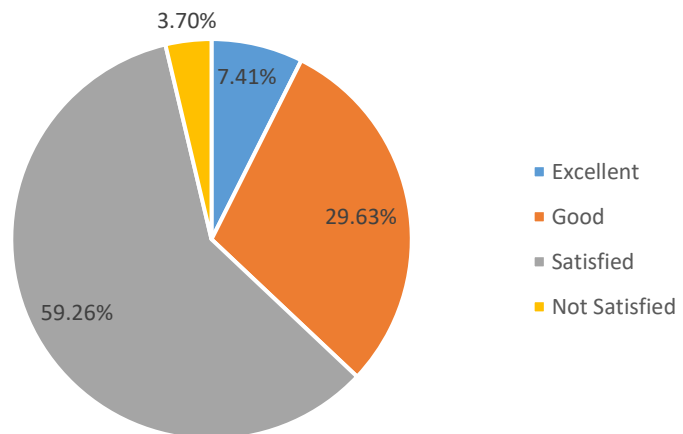
Q7 Rate the curriculum in improving your knowledge in the subject studied?

	Frequency	Percent
Excellent	2	7.4
Good	12	44.4
Satisfied	11	40.7
Not Satisfied	2	7.4
Total	27	100.0



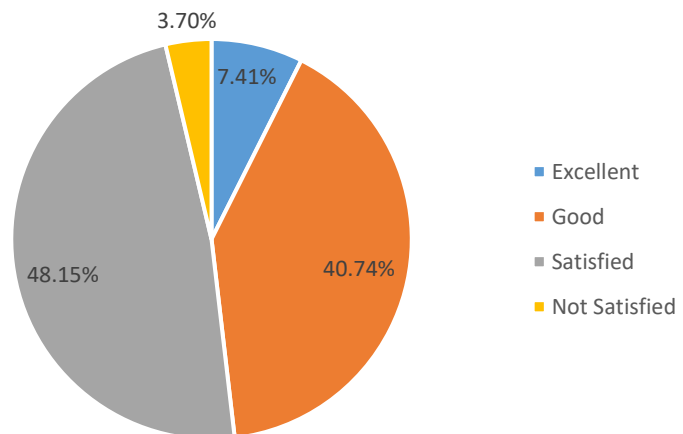
Q8 Rate the curriculum in terms of content evolving from basic level to Advanced Level in the ascending order of semesters.

	Frequency	Percent
Excellent	2	7.4
Good	8	29.6
Satisfied	16	59.3
Not Satisfied	1	3.7
Total	27	100.0



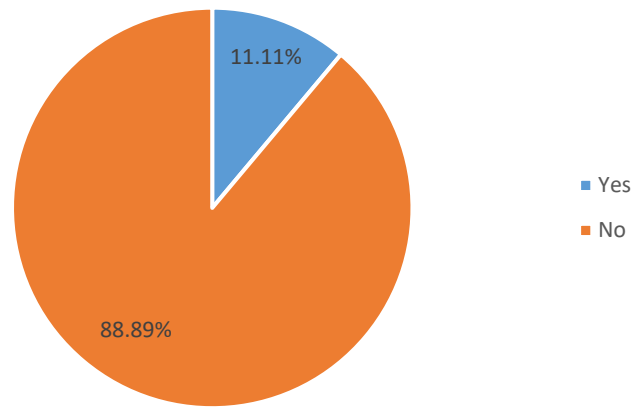
Q9 What is your over all opinion regarding the existing Curriculum?

	Frequency	Percent
Excellent	2	7.4
Good	11	40.7
Satisfied	13	48.1
Not Satisfied	1	3.7
Total	27	100.0



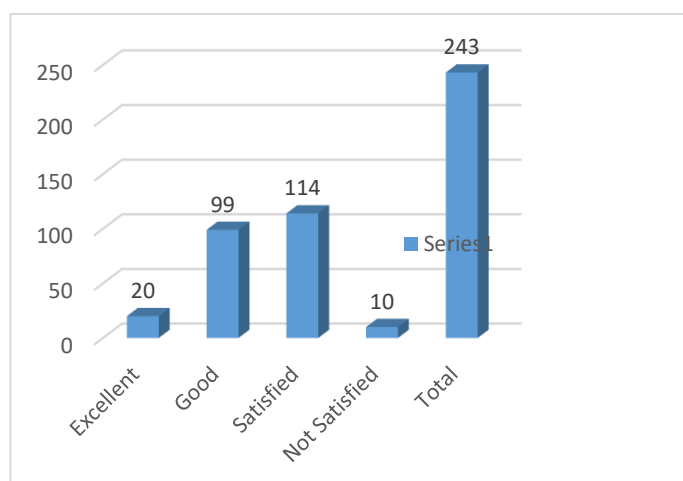
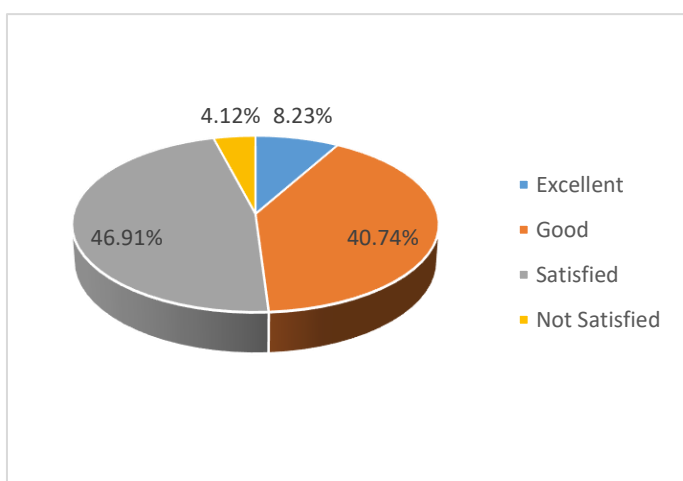
Q10 Do you think there is a need to modify your syllabus? (Yes/No) If yes, specify what portion needs to be modified with justification.

	Frequency	Percent
Yes	3	11.1
No	24	88.9
Total	27	100.0



Consolidated statement of analysis:

S. No	Question	No. of students opined				Total no. of Responses
		Excellent/ (100%)	Good/ (75%)	Satisfied/ (50%)	Not Satisfied/ (Below 50%)	
1.	Rate the syllabus of the courses that you have studied in relation to the competencies expected.	1	20	5	1	27
2.	Rate the relevance of the units in the syllabus of each course.	1	11	14	1	27
3.	Rate how the curriculum supports the required Practical skills in the Laboratory	5	6	15	1	27
4.	Rate your curriculum in terms of providing the basic knowledge required for further Education.	3	11	12	1	27
5.	How far your syllabus was useful to crack the CSIR/ UGC NET/APSET/GATE/..?	3	5	18	1	27
6.	Rate the Curriculum – in terms of providing employability after completion of the program.	1	15	10	1	27
7.	Rate the curriculum in improving your knowledge in the subject studied?	2	12	11	2	27
8.	Rate the curriculum in terms of content evolving from basic level to Advanced Level in the ascending order of semesters.	2	8	16	1	27
9.	What is your over all opinion regarding the existing Curriculum?	2	11	13	1	27
TOTAL		20	99	114	10	243
10.	Do you think there is a need to modify your syllabus? (Yes/No) If yes, specify what portion needs to be modified with justification.	YES: 3		NO: 24		27

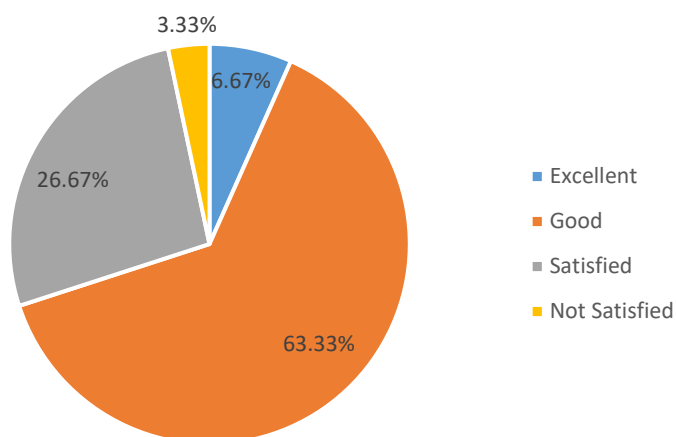


Program Name: Applied Mathematics

For the academic year 2020-21 feedback was received from 30 numbers of students for the program Applied Mathematics which are then analyzed and the analysis report is prepared and presented.

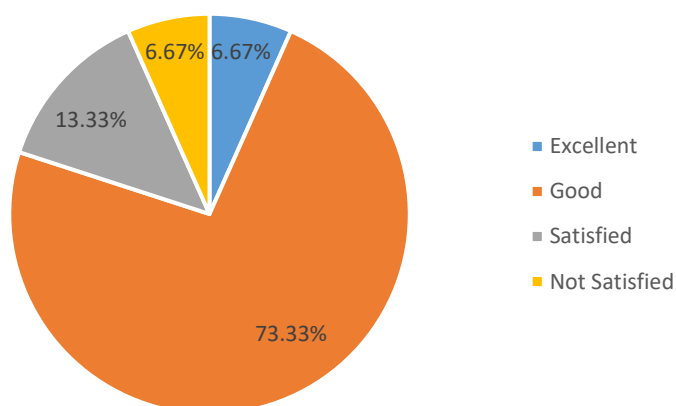
Q1 Rate the syllabus of the courses that you have studied in relation to the competencies expected.

	Frequency	Percent
Excellent	2	6.7
Good	19	63.3
Satisfied	8	26.7
Not Satisfied	1	3.3
Total	30	100.0



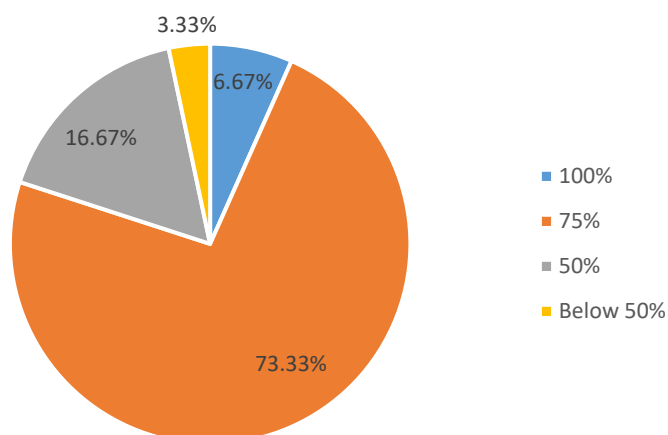
Q2 Rate the relevance of the units in the syllabus of each course

	Frequency	Percent
Excellent	2	6.7
Good	22	73.3
Satisfied	4	13.3
Not Satisfied	2	6.7
Total	30	100.0



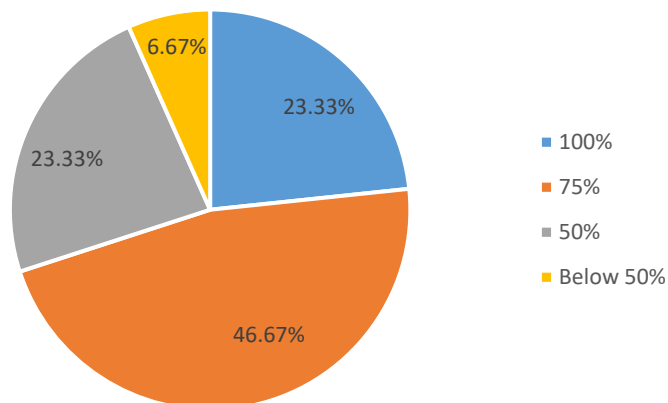
Q3 Rate how the curriculum supports the required Practical skills in the Laboratory

	Frequency	Percent
100%	2	6.7
75%	22	73.3
50%	5	16.7
Below 50%	1	3.3
Total	30	100.0



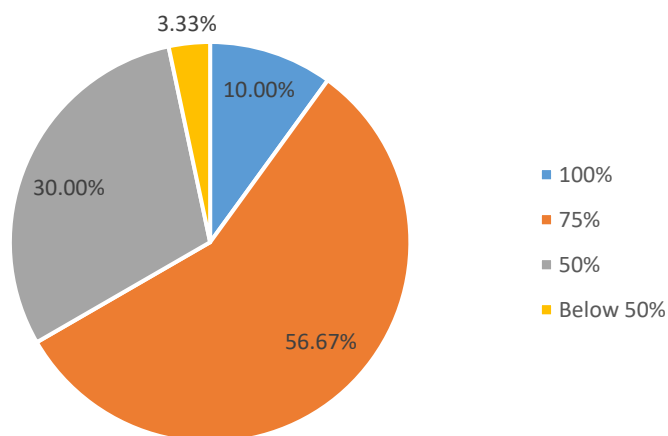
Q4 Rate your curriculum in terms of providing the basic knowledge required for further Education.

	Frequency	Percent
100%	7	23.3
75%	14	46.7
50%	7	23.3
Below 50%	2	6.7
Total	30	100.0



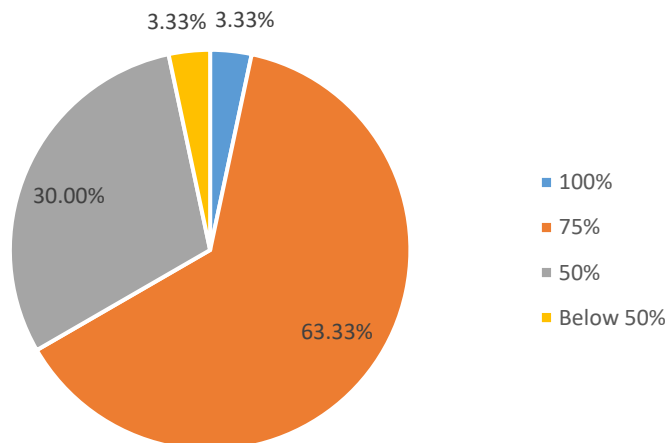
Q5 How far your syllabus was useful to crack the CSIR/ UGC NET/APSET/GATE/..?

	Frequency	Percent
100%	3	10.0
75%	17	56.7
50%	9	30.0
Below 50%	1	3.3
Total	30	100.0



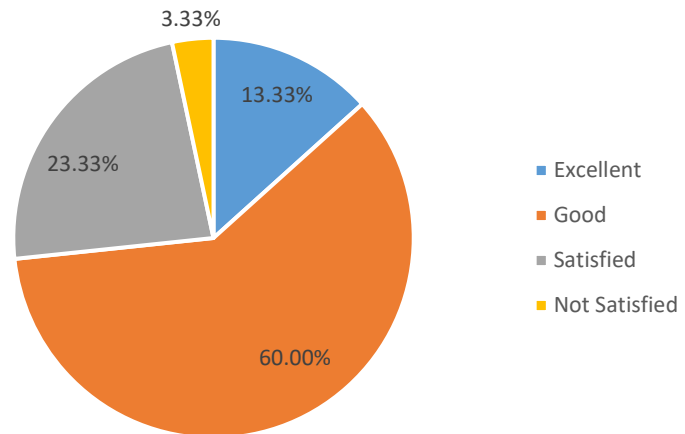
Q6 Rate the Curriculum – in terms of providing employability after completion of the program.

	Frequency	Percent
100%	1	3.3
75%	19	63.3
50%	9	30.0
Below 50%	1	3.3
Total	30	100.0



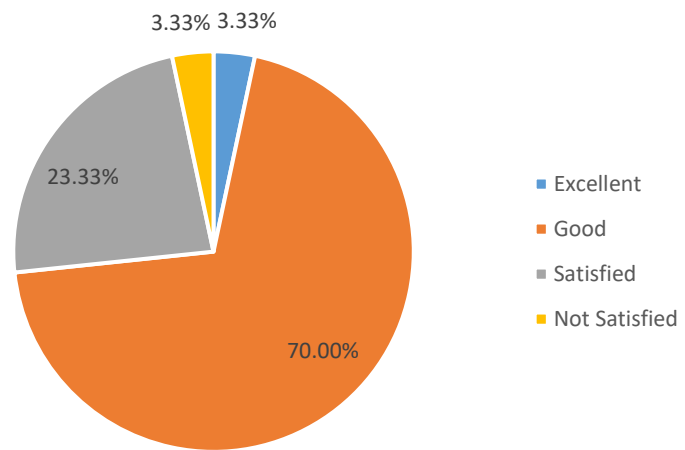
Q7 Rate the curriculum in improving your knowledge in the subject studied?

	Frequency	Percent
Excellent	4	13.3
Good	18	60.0
Satisfied	7	23.3
Not Satisfied	1	3.3
Total	30	100.0



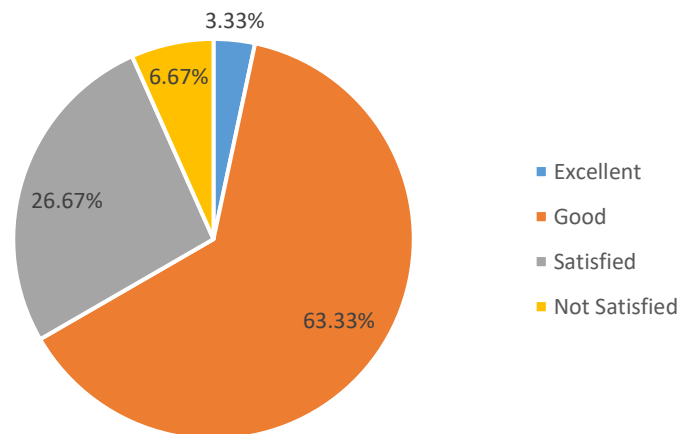
Q8 Rate the curriculum in terms of content evolving from basic level to Advanced Level in the ascending order of semesters.

	Frequency	Percent
Excellent	1	3.3
Good	21	70.0
Satisfied	7	23.3
Not Satisfied	1	3.3
Total	30	100.0



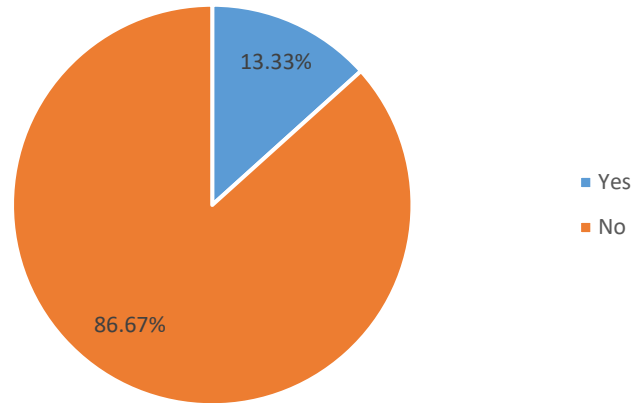
Q9 What is your over all opinion regarding the existing Curriculum?

	Frequency	Percent
Excellent	1	3.3
Good	19	63.3
Satisfied	8	26.7
Not Satisfied	2	6.7
Total	30	100.0



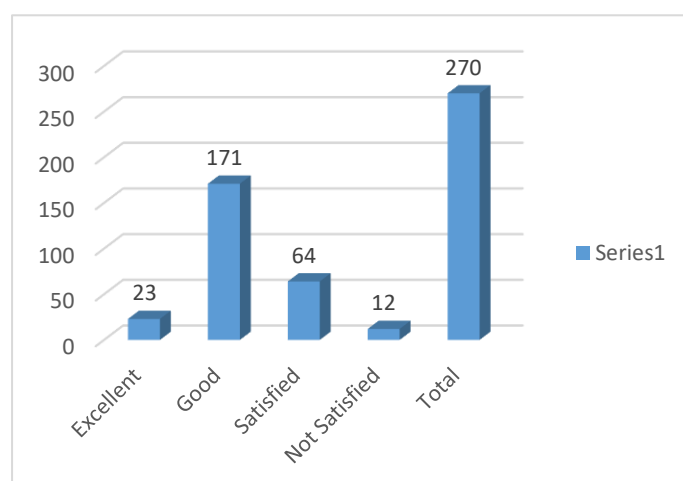
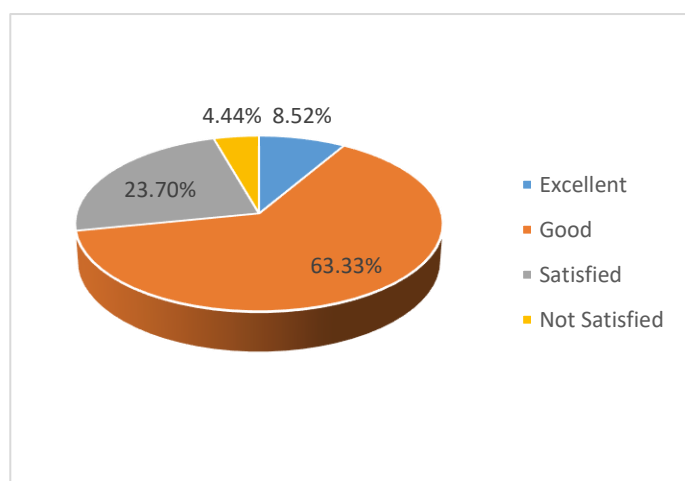
Q10 Do you think there is a need to modify your syllabus? (Yes/No) If yes, specify what portion needs to be modified with justification.

	Frequency	Percent
Yes	4	13.3
No	26	86.7
Total	30	100.0



Consolidated statement of analysis:

S. No	Question	No. of students opined				Total no. of Responses
		Excellent/ (100%)	Good/ (75%)	Satisfied/ (50%)	Not Satisfied/ (Below 50%)	
1.	Rate the syllabus of the courses that you have studied in relation to the competencies expected.	2	19	8	1	30
2.	Rate the relevance of the units in the syllabus of each course.	2	22	4	2	30
3.	Rate how the curriculum supports the required Practical skills in the Laboratory	2	22	5	1	30
4.	Rate your curriculum in terms of providing the basic knowledge required for further Education.	7	14	7	2	30
5.	How far your syllabus was useful to crack the CSIR/ UGC NET/APSET/GATE/..?	3	17	9	1	30
6.	Rate the Curriculum – in terms of providing employability after completion of the program.	1	19	9	1	30
7.	Rate the curriculum in improving your knowledge in the subject studied?	4	18	7	1	30
8.	Rate the curriculum in terms of content evolving from basic level to Advanced Level in the ascending order of semesters.	1	21	7	1	30
9.	What is your over all opinion regarding the existing Curriculum?	1	19	8	2	30
TOTAL		23	171	64	12	270
10.	Do you think there is a need to modify your syllabus? (Yes/No) If yes, specify what portion needs to be modified with justification.	YES: 4		NO: 26		30

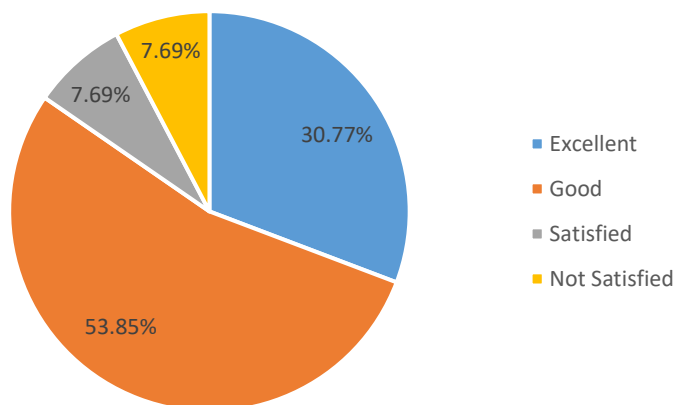


Program Name: Aquaculture

For the academic year 2020-21 feedback was received from 13 numbers of students for the program Aquaculture which are then analyzed and the analysis report is prepared and presented.

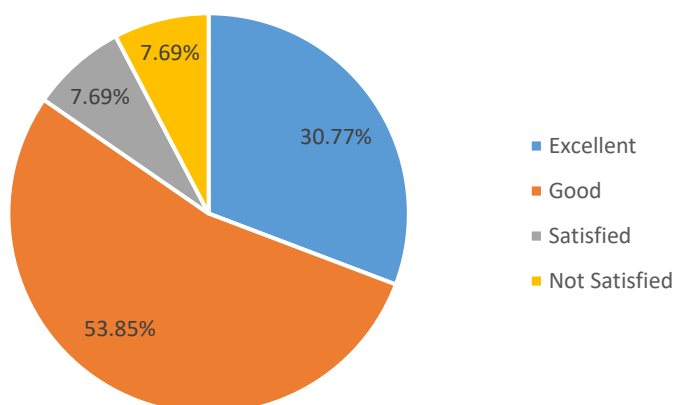
Q1 Rate the syllabus of the courses that you have studied in relation to the competencies expected.

	Frequency	Percent
Excellent	4	30.8
Good	7	53.8
Satisfied	1	7.7
Not Satisfied	1	7.7
Total	13	100.0



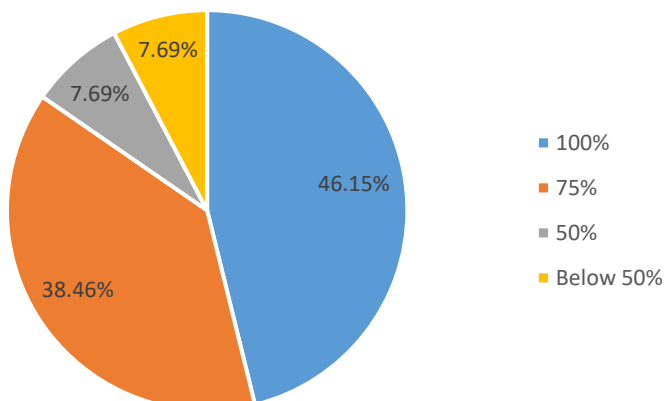
Q2 Rate the relevance of the units in the syllabus of each course

	Frequency	Percent
Excellent	4	30.8
Good	7	53.8
Satisfied	1	7.7
Not Satisfied	1	7.7
Total	13	100.0



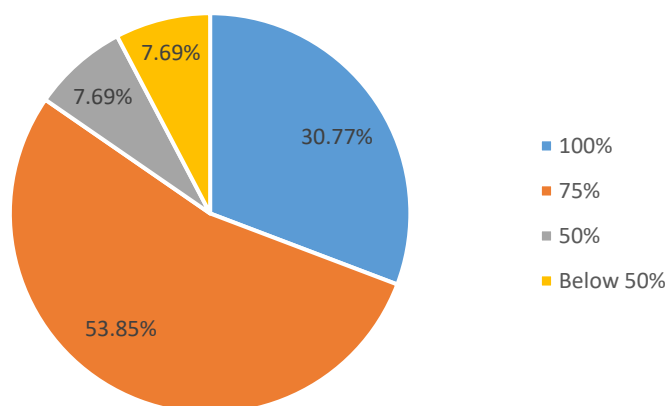
Q3 Rate how the curriculum supports the required Practical skills in the Laboratory

	Frequency	Percent
100%	6	46.2
75%	5	38.5
50%	1	7.7
Below 50%	1	7.7
Total	13	100.0



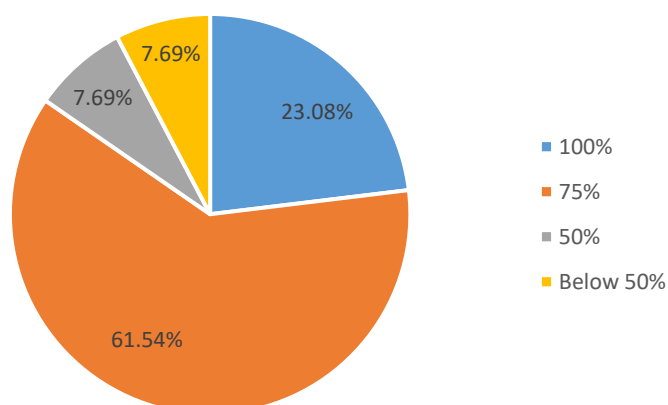
Q4 Rate your curriculum in terms of providing the basic knowledge required for further Education.

	Frequency	Percent
100%	4	30.8
75%	7	53.8
50%	1	7.7
Below 50%	1	7.7
Total	13	100.0



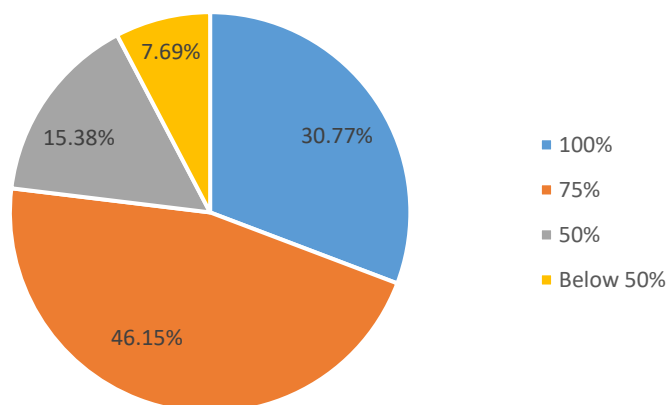
Q5 How far your syllabus was useful to crack the CSIR/ UGC NET/APSET/GATE/..?

	Frequency	Percent
100%	3	23.1
75%	8	61.5
50%	1	7.7
Below 50%	1	7.7
Total	13	100.0



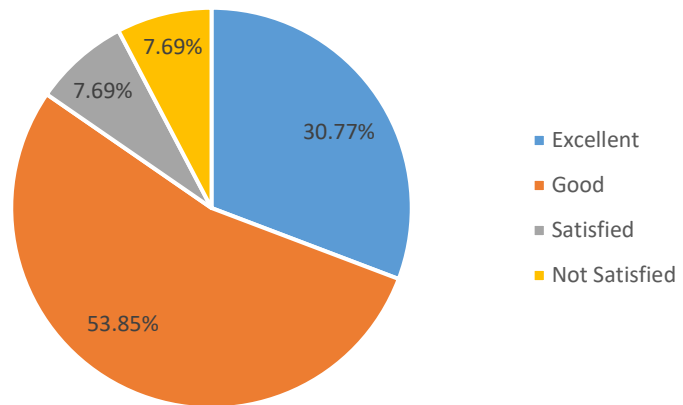
Q6 Rate the Curriculum – in terms of providing employability after completion of the program.

	Frequency	Percent
100%	4	30.8
75%	6	46.2
50%	2	15.4
Below 50%	1	7.7
Total	13	100.0



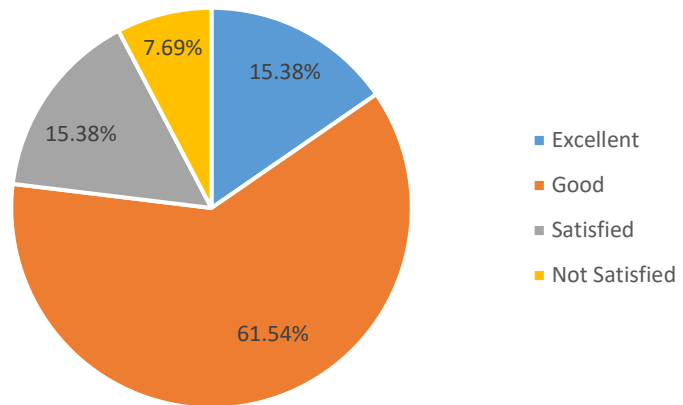
Q7 Rate the curriculum in improving your knowledge in the subject studied?

	Frequency	Percent
Excellent	4	30.8
Good	7	53.8
Satisfied	1	7.7
Not Satisfied	1	7.7
Total	13	100.0



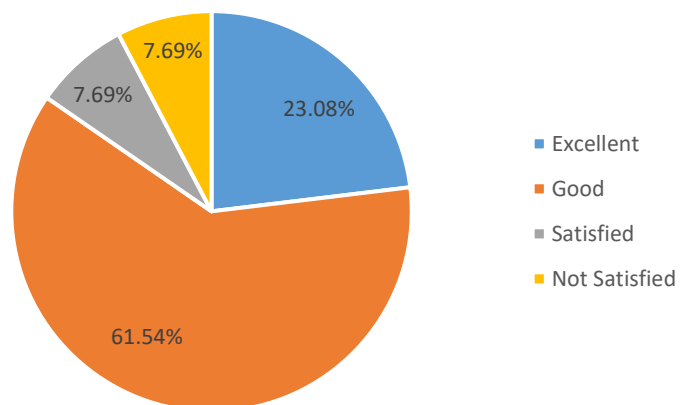
Q8 Rate the curriculum in terms of content evolving from basic level to Advanced Level in the ascending order of semesters.

	Frequency	Percent
Excellent	2	15.4
Good	8	61.5
Satisfied	2	15.4
Not Satisfied	1	7.7
Total	13	100.0



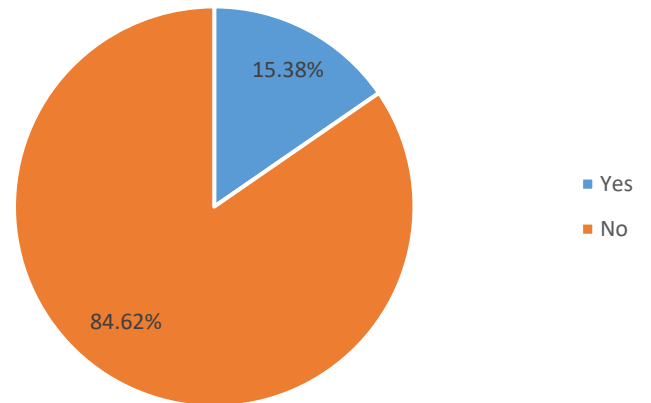
Q9 What is your over all opinion regarding the existing Curriculum?

	Frequency	Percent
Excellent	3	23.1
Good	8	61.5
Satisfied	1	7.7
Not Satisfied	1	7.7
Total	13	100.0



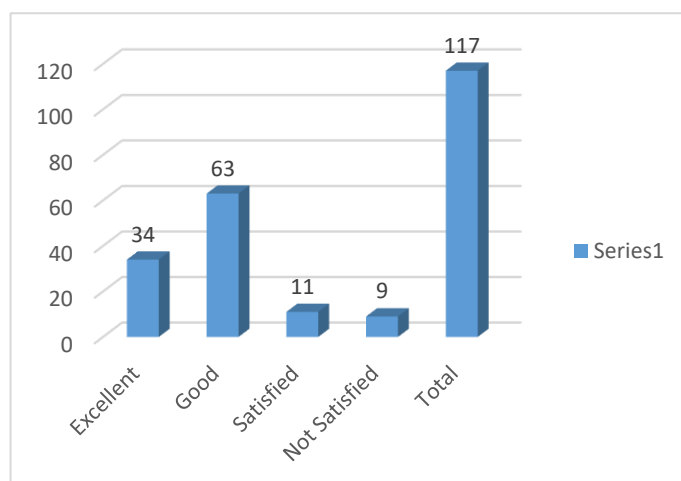
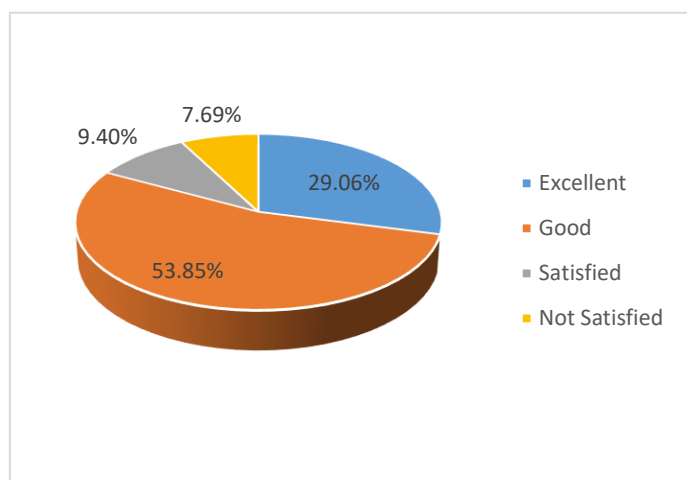
Q10 Do you think there is a need to modify your syllabus? (Yes/No) If yes, specify what portion needs to be modified with justification.

	Frequency	Percent
Yes	2	15.4
No	11	84.6
Total	13	100.0



Consolidated statement of analysis:

S. No	Question	No. of students opined				Total no. of Responses
		Excellent/ (100%)	Good/ (75%)	Satisfied/ (50%)	Not Satisfied/ (Below 50%)	
1.	Rate the syllabus of the courses that you have studied in relation to the competencies expected.	4	7	1	1	13
2.	Rate the relevance of the units in the syllabus of each course.	4	7	1	1	13
3.	Rate how the curriculum supports the required Practical skills in the Laboratory	6	5	1	1	13
4.	Rate your curriculum in terms of providing the basic knowledge required for further Education.	4	7	1	1	13
5.	How far your syllabus was useful to crack the CSIR/ UGC NET/APSET/GATE/..?	3	8	1	1	13
6.	Rate the Curriculum – in terms of providing employability after completion of the program.	4	6	2	1	13
7.	Rate the curriculum in improving your knowledge in the subject studied?	4	7	1	1	13
8.	Rate the curriculum in terms of content evolving from basic level to Advanced Level in the ascending order of semesters.	2	8	2	1	13
9.	What is your over all opinion regarding the existing Curriculum?	3	8	1	1	13
TOTAL		34	63	11	9	117
10.	Do you think there is a need to modify your syllabus? (Yes/No) If yes, specify what portion needs to be modified with justification.	YES: 2		NO: 11		13

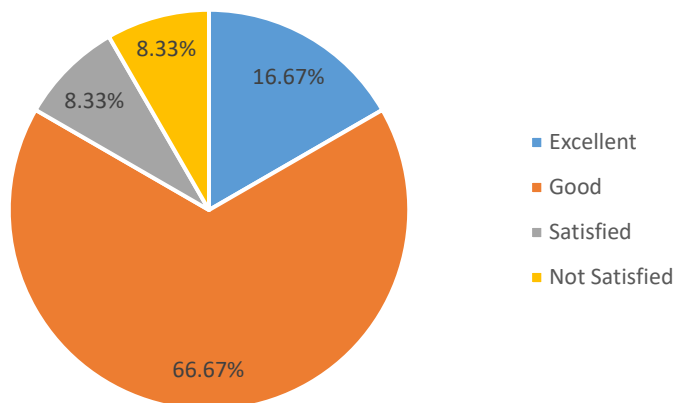


Program Name: Biochemistry

For the academic year 2020-21 feedback was received from 12 numbers of students for the program Biochemistry which are then analyzed and the analysis report is prepared and presented.

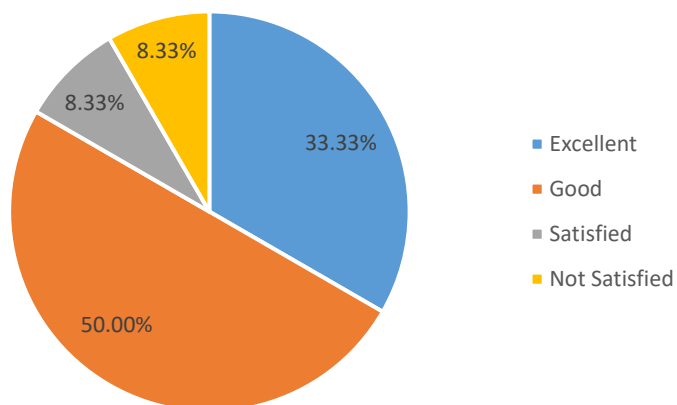
Q1 Rate the syllabus of the courses that you have studied in relation to the competencies expected.

	Frequency	Percent
Excellent	2	16.7
Good	8	66.7
Satisfied	1	8.3
Not Satisfied	1	8.3
Total	12	100.0



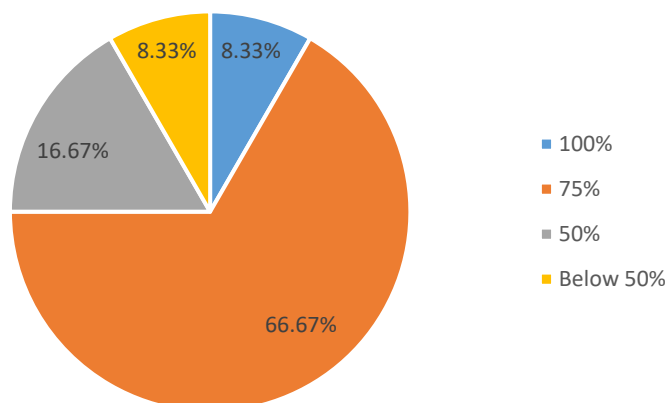
Q2 Rate the relevance of the units in the syllabus of each course

	Frequency	Percent
Excellent	4	33.3
Good	6	50.0
Satisfied	1	8.3
Not Satisfied	1	8.3
Total	12	100.0



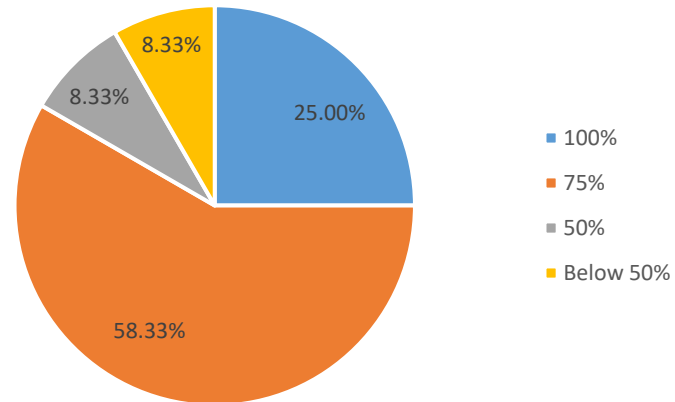
Q3 Rate how the curriculum supports the required Practical skills in the Laboratory

	Frequency	Percent
100%	1	8.3
75%	8	66.7
50%	2	16.7
Below 50%	1	8.3
Total	12	100.0



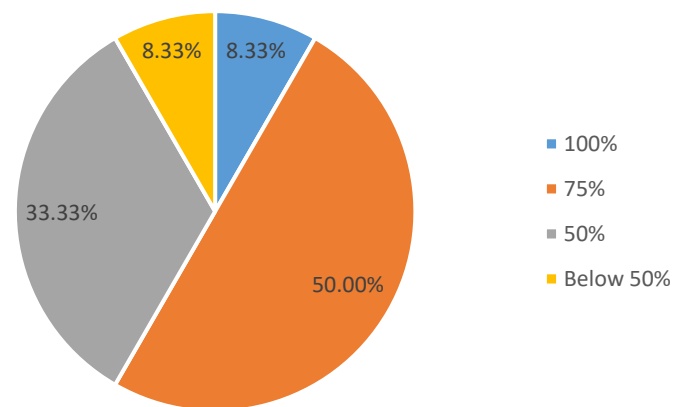
Q4 Rate your curriculum in terms of providing the basic knowledge required for further Education.

	Frequency	Percent
100%	3	25.0
75%	7	58.3
50%	1	8.3
Below 50%	1	8.3
Total	12	100.0



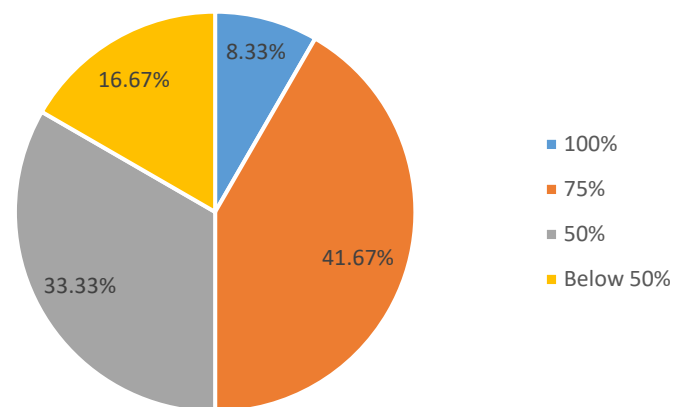
Q5 How far your syllabus was useful to crack the CSIR/ UGC NET/APSET/GATE/..?

	Frequency	Percent
100%	1	8.3
75%	6	50.0
50%	4	33.3
Below 50%	1	8.3
Total	12	100.0



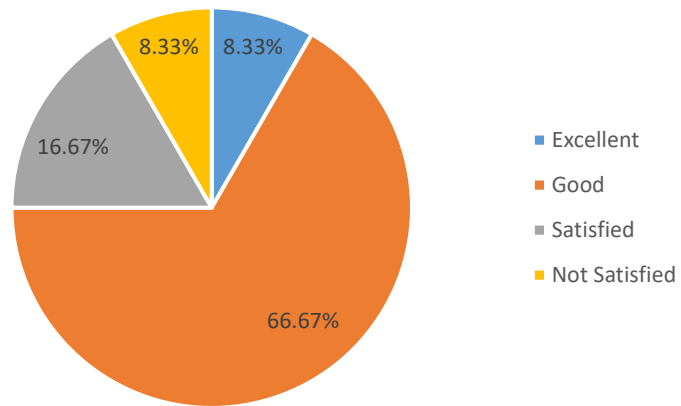
Q6 Rate the Curriculum – in terms of providing employability after completion of the program.

	Frequency	Percent
100%	1	8.3
75%	5	41.7
50%	4	33.3
Below 50%	2	16.7
Total	12	100.0



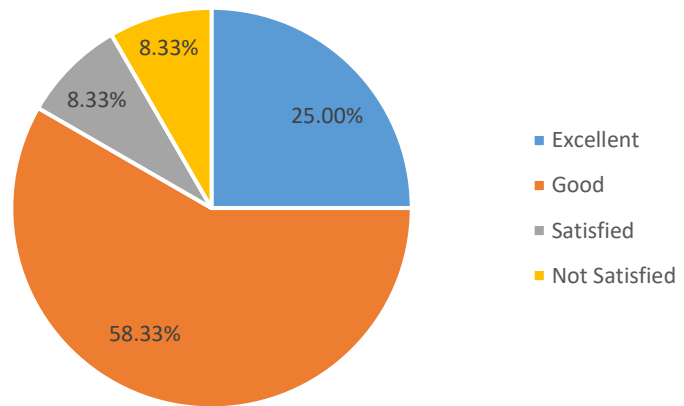
Q7 Rate the curriculum in improving your knowledge in the subject studied?

	Frequency	Percent
Excellent	1	8.3
Good	8	66.7
Satisfied	2	16.7
Not Satisfied	1	8.3
Total	12	100.0



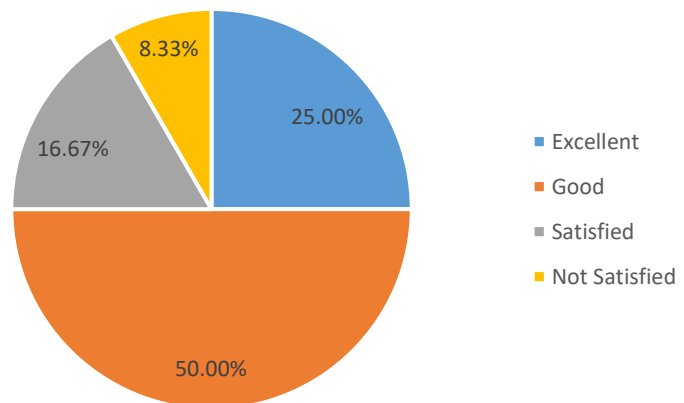
Q8 Rate the curriculum in terms of content evolving from basic level to Advanced Level in the ascending order of semesters.

	Frequency	Percent
Excellent	3	25.0
Good	7	58.3
Satisfied	1	8.3
Not Satisfied	1	8.3
Total	12	100.0



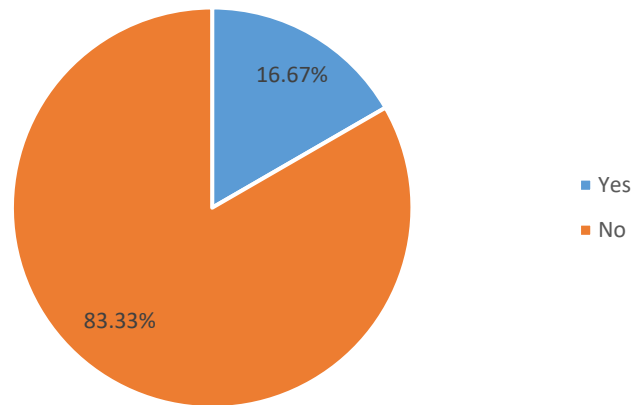
Q9 What is your over all opinion regarding the existing Curriculum?

	Frequency	Percent
Excellent	3	25.0
Good	6	50.0
Satisfied	2	16.7
Not Satisfied	1	8.3
Total	12	100.0



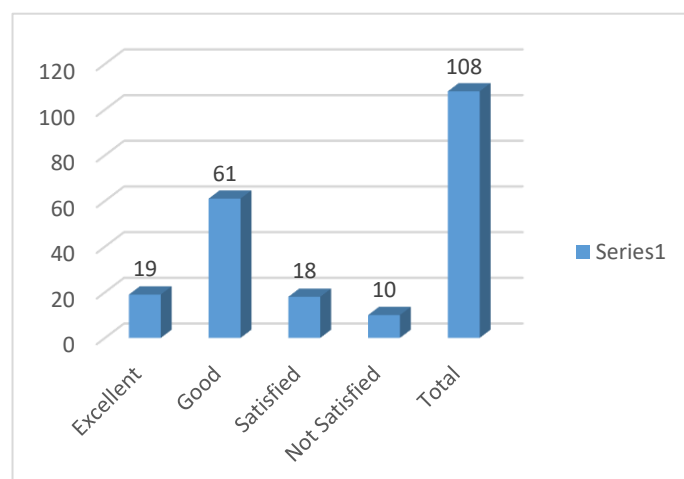
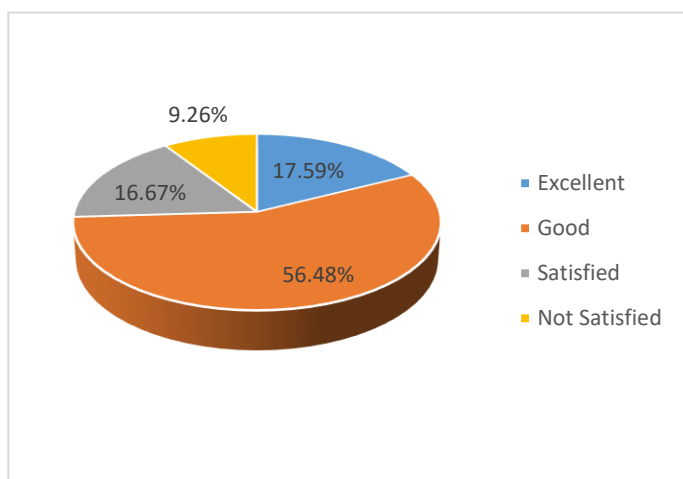
Q10 Do you think there is a need to modify your syllabus? (Yes/No) If yes, specify what portion needs to be modified with justification.

	Frequency	Percent
Yes	2	16.7
No	10	83.3
Total	12	100.0



Consolidated statement of analysis:

S. No	Question	No. of students opined				Total no. of Responses
		Excellent/ (100%)	Good/ (75%)	Satisfied/ (50%)	Not Satisfied/ (Below 50%)	
1.	Rate the syllabus of the courses that you have studied in relation to the competencies expected.	2	8	1	1	12
2.	Rate the relevance of the units in the syllabus of each course.	4	6	1	1	12
3.	Rate how the curriculum supports the required Practical skills in the Laboratory	1	8	2	1	12
4.	Rate your curriculum in terms of providing the basic knowledge required for further Education.	3	7	1	1	12
5.	How far your syllabus was useful to crack the CSIR/ UGC NET/APSET/GATE/..?	1	6	4	1	12
6.	Rate the Curriculum – in terms of providing employability after completion of the program.	1	5	4	2	12
7.	Rate the curriculum in improving your knowledge in the subject studied?	1	8	2	1	12
8.	Rate the curriculum in terms of content evolving from basic level to Advanced Level in the ascending order of semesters.	3	7	1	1	12
9.	What is your over all opinion regarding the existing Curriculum?	3	6	2	1	12
TOTAL		19	61	18	10	108
10.	Do you think there is a need to modify your syllabus? (Yes/No) If yes, specify what portion needs to be modified with justification.	YES: 2		NO: 10		12

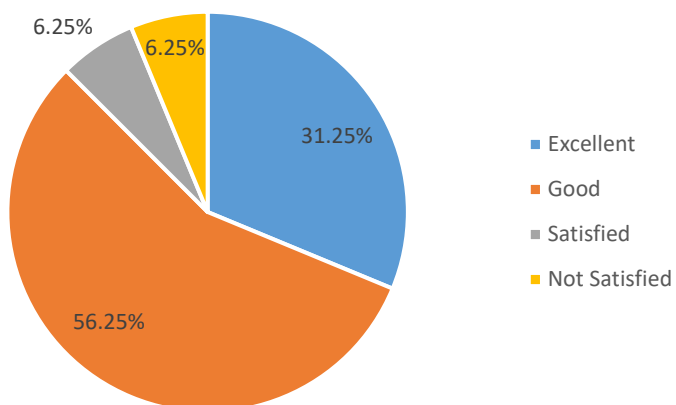


Program Name: Biotechnology

For the academic year 2020-21 feedback was received from 16 numbers of students for the program Biotechnology which are then analyzed and the analysis report is prepared and presented.

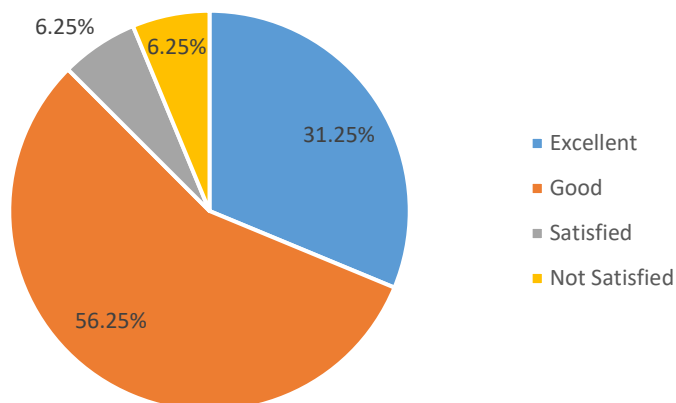
Q1 Rate the syllabus of the courses that you have studied in relation to the competencies expected.

	Frequency	Percent
Excellent	5	31.3
Good	9	56.3
Satisfied	1	6.3
Not Satisfied	1	6.3
Total	16	100.0



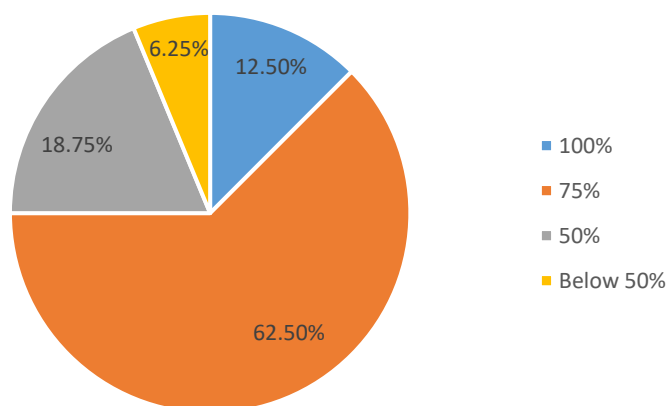
Q2 Rate the relevance of the units in the syllabus of each course

	Frequency	Percent
Excellent	5	31.3
Good	9	56.3
Satisfied	1	6.3
Not Satisfied	1	6.3
Total	16	100.0



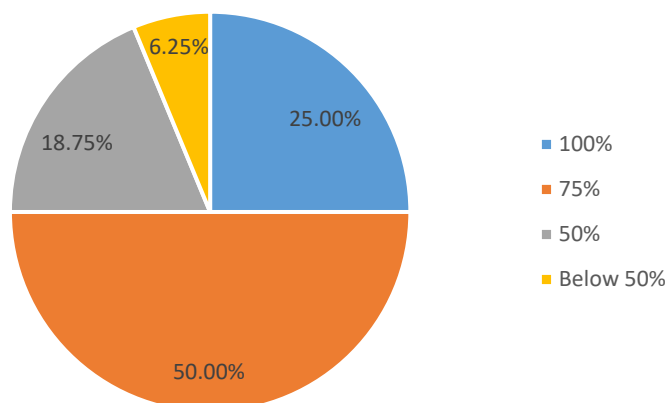
Q3 Rate how the curriculum supports the required Practical skills in the Laboratory

	Frequency	Percent
100%	2	12.5
75%	10	62.5
50%	3	18.8
Below 50%	1	6.3
Total	16	100.0



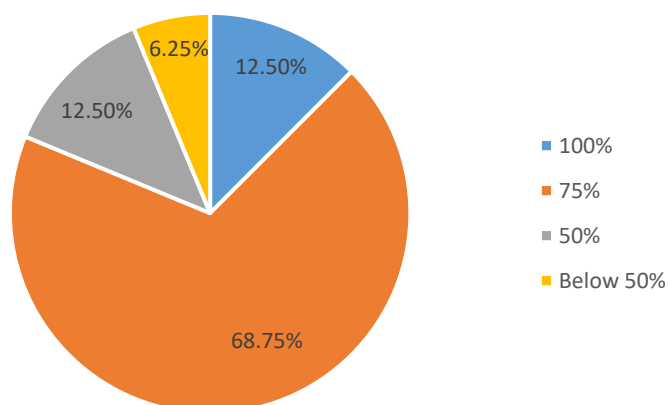
Q4 Rate your curriculum in terms of providing the basic knowledge required for further Education.

	Frequency	Percent
100%	4	25.0
75%	8	50.0
50%	3	18.8
Below 50%	1	6.3
Total	16	100.0



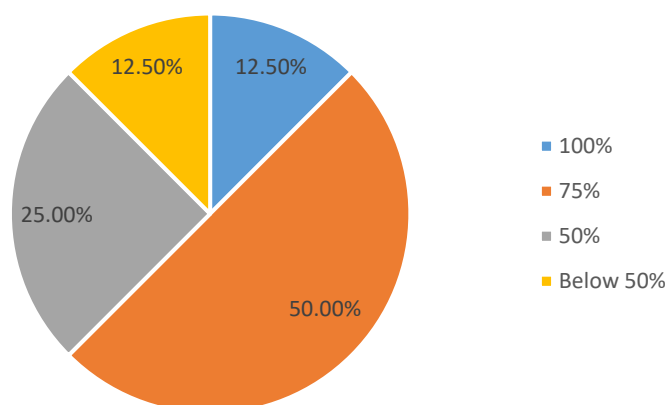
Q5 How far your syllabus was useful to crack the CSIR/ UGC NET/APSET/GATE/..?

	Frequency	Percent
100%	2	12.5
75%	11	68.8
50%	2	12.5
Below 50%	1	6.3
Total	16	100.0



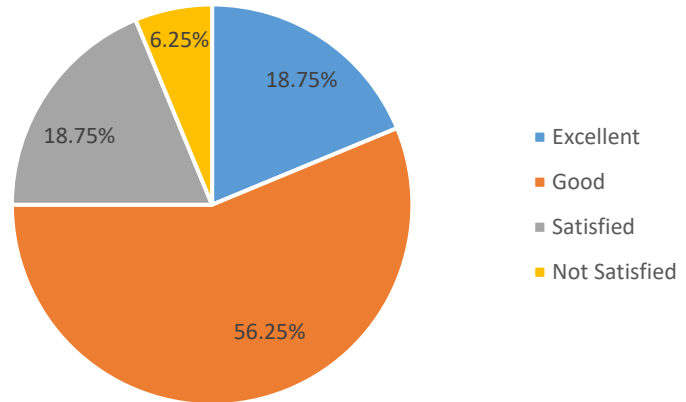
Q6 Rate the Curriculum – in terms of providing employability after completion of the program.

	Frequency	Percent
100%	2	12.5
75%	8	50.0
50%	4	25.0
Below 50%	2	12.5
Total	16	100.0



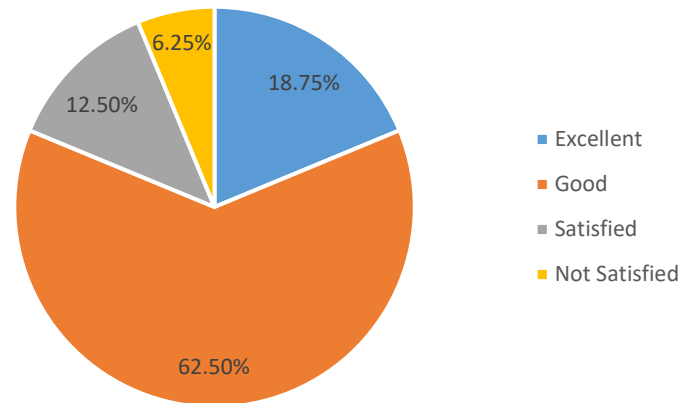
Q7 Rate the curriculum in improving your knowledge in the subject studied?

	Frequency	Percent
Excellent	3	18.8
Good	9	56.3
Satisfied	3	18.8
Not Satisfied	1	6.3
Total	16	100.0



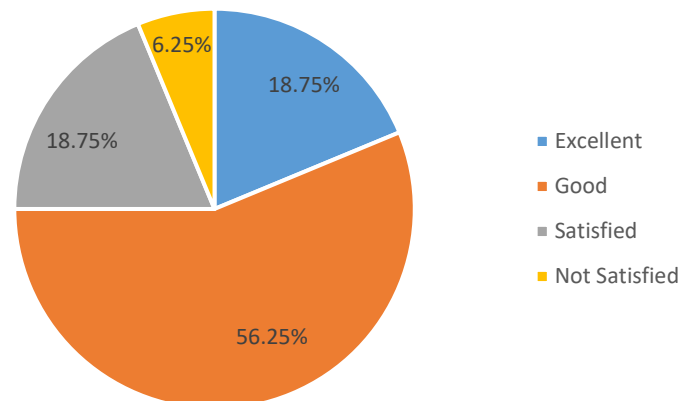
Q8 Rate the curriculum in terms of content evolving from basic level to Advanced Level in the ascending order of semesters.

	Frequency	Percent
Excellent	3	18.8
Good	10	62.5
Satisfied	2	12.5
Not Satisfied	1	6.3
Total	16	100.0



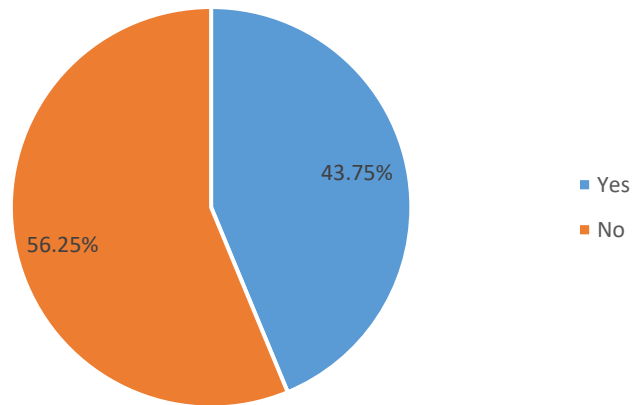
Q9 What is your over all opinion regarding the existing Curriculum?

	Frequency	Percent
Excellent	3	18.8
Good	9	56.3
Satisfied	3	18.8
Not Satisfied	1	6.3
Total	16	100.0



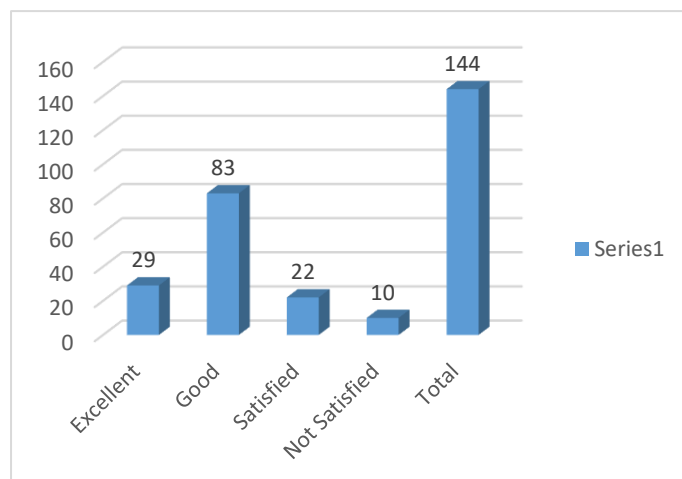
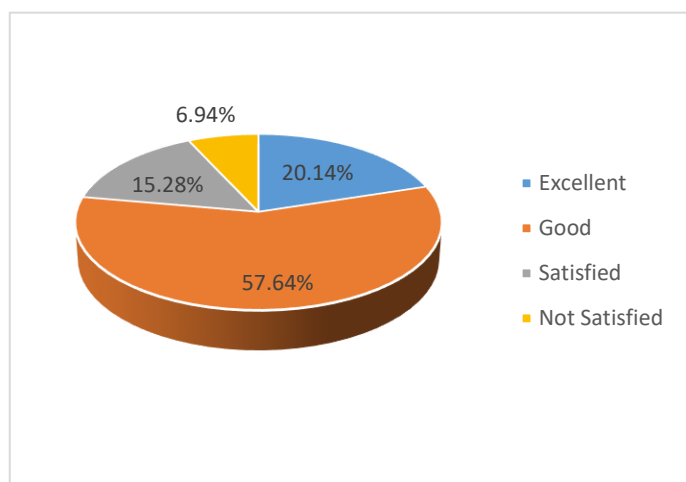
Q10 Do you think there is a need to modify your syllabus? (Yes/No) If yes, specify what portion needs to be modified with justification.

	Frequency	Percent
Yes	7	43.8
No	9	56.3
Total	16	100.0



Consolidated statement of analysis:

S. No	Question	No. of students opined				Total no. of Responses
		Excellent/ (100%)	Good/ (75%)	Satisfied/ (50%)	Not Satisfied/ (Below 50%)	
1.	Rate the syllabus of the courses that you have studied in relation to the competencies expected.	5	9	1	1	16
2.	Rate the relevance of the units in the syllabus of each course.	5	9	1	1	16
3.	Rate how the curriculum supports the required Practical skills in the Laboratory	2	10	3	1	16
4.	Rate your curriculum in terms of providing the basic knowledge required for further Education.	4	8	3	1	16
5.	How far your syllabus was useful to crack the CSIR/ UGC NET/APSET/GATE/..?	2	11	2	1	16
6.	Rate the Curriculum – in terms of providing employability after completion of the program.	2	8	4	2	16
7.	Rate the curriculum in improving your knowledge in the subject studied?	3	9	3	1	16
8.	Rate the curriculum in terms of content evolving from basic level to Advanced Level in the ascending order of semesters.	3	10	2	1	16
9.	What is your over all opinion regarding the existing Curriculum?	3	9	3	1	16
TOTAL		29	83	22	10	144
10.	Do you think there is a need to modify your syllabus? (Yes/No) If yes, specify what portion needs to be modified with justification.	YES: 7		NO: 9		16

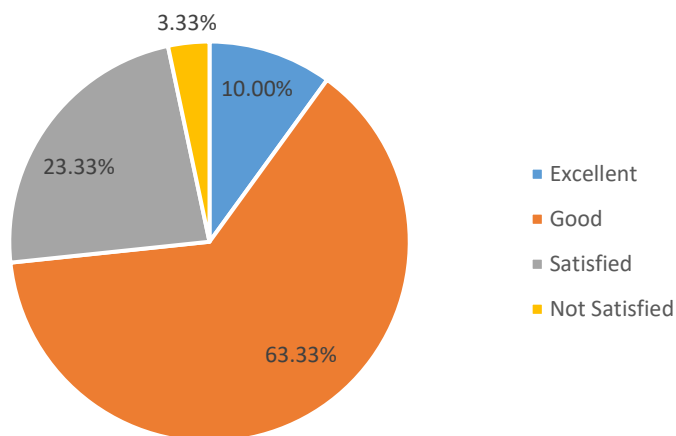


Program Name: Botany

For the academic year 2020-21 feedback was received from 30 numbers of students for the program Botany which are then analyzed and the analysis report is prepared and presented.

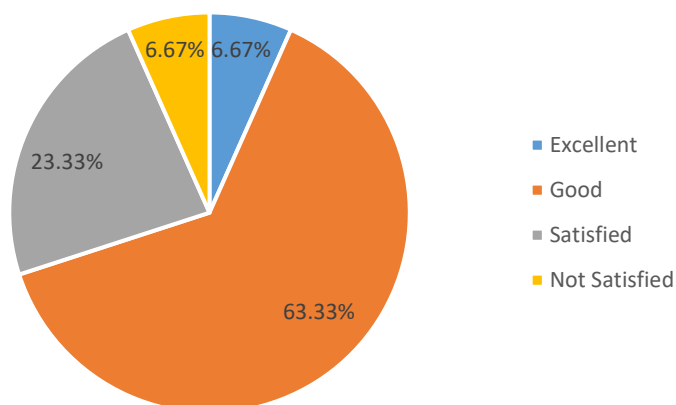
Q1 Rate the syllabus of the courses that you have studied in relation to the competencies expected.

	Frequency	Percent
Excellent	3	10.0
Good	19	63.3
Satisfied	7	23.3
Not Satisfied	1	3.3
Total	30	100.0



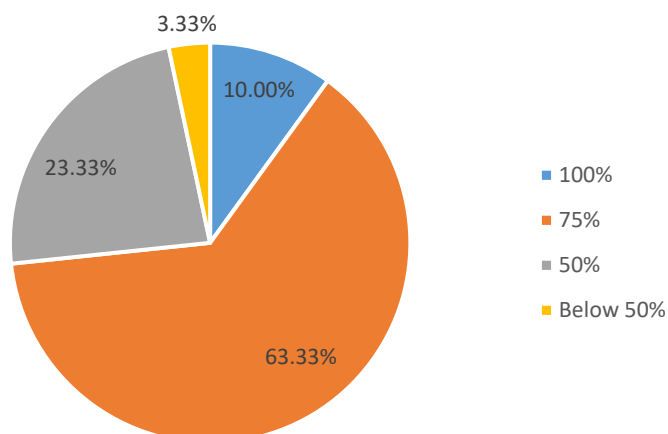
Q2 Rate the relevance of the units in the syllabus of each course

	Frequency	Percent
Excellent	2	6.7
Good	19	63.3
Satisfied	7	23.3
Not Satisfied	2	6.7
Total	30	100.0



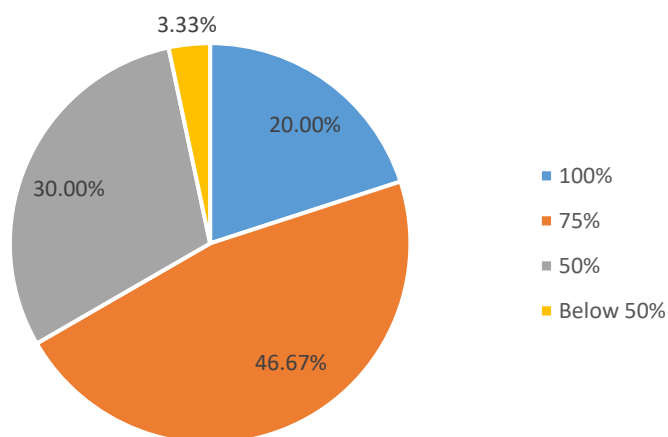
Q3 Rate how the curriculum supports the required Practical skills in the Laboratory

	Frequency	Percent
100%	3	10.0
75%	19	63.3
50%	7	23.3
Below 50%	1	3.3
Total	30	100.0



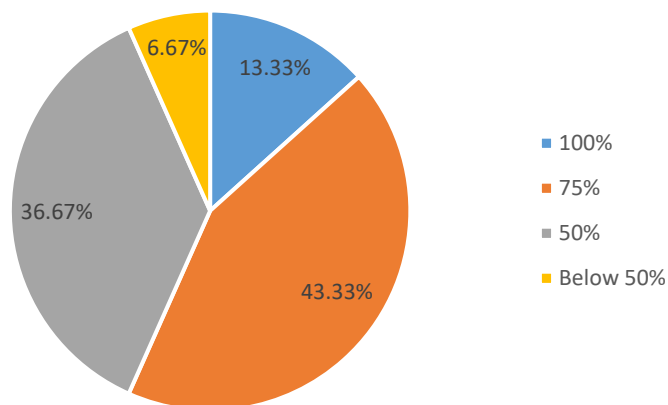
Q4 Rate your curriculum in terms of providing the basic knowledge required for further Education.

	Frequency	Percent
100%	6	20.0
75%	14	46.7
50%	9	30.0
Below 50%	1	3.3
Total	30	100.0



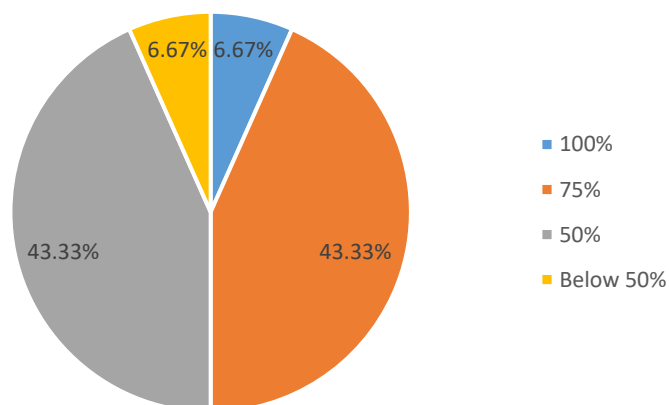
Q5 How far your syllabus was useful to crack the CSIR/ UGC NET/APSET/GATE/..?

	Frequency	Percent
100%	4	13.3
75%	13	43.3
50%	11	36.7
Below 50%	2	6.7
Total	30	100.0



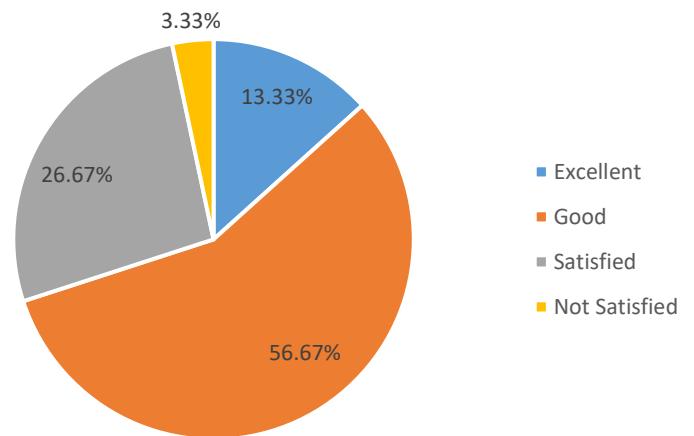
Q6 Rate the Curriculum – in terms of providing employability after completion of the program.

	Frequency	Percent
100%	2	6.7
75%	13	43.3
50%	13	43.3
Below 50%	2	6.7
Total	30	100.0



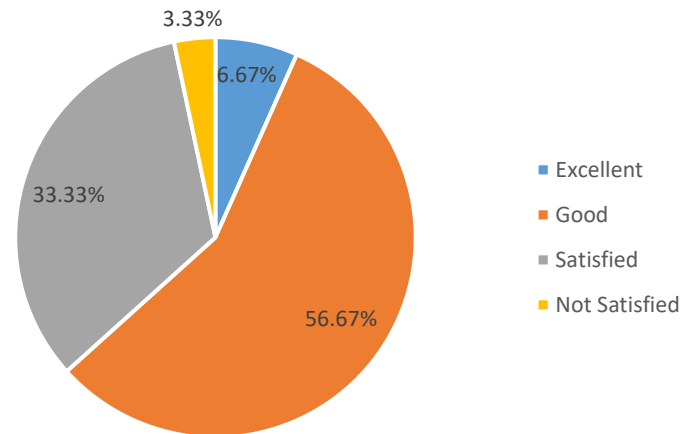
Q7 Rate the curriculum in improving your knowledge in the subject studied?

	Frequency	Percent
Excellent	4	13.3
Good	17	56.7
Satisfied	8	26.7
Not Satisfied	1	3.3
Total	30	100.0



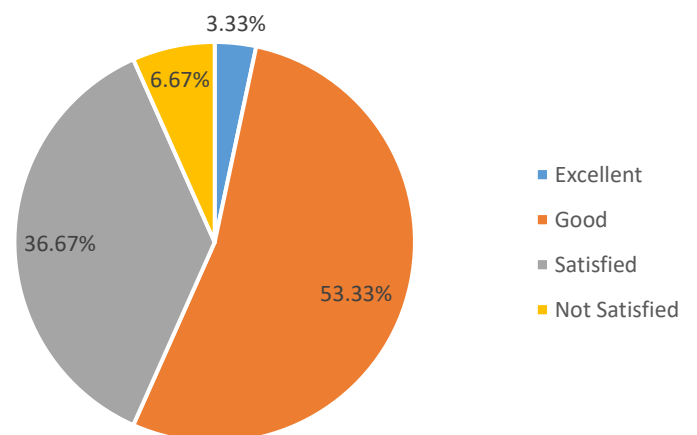
Q8 Rate the curriculum in terms of content evolving from basic level to Advanced Level in the ascending order of semesters.

	Frequency	Percent
Excellent	2	6.7
Good	17	56.7
Satisfied	10	33.3
Not Satisfied	1	3.3
Total	30	100.0



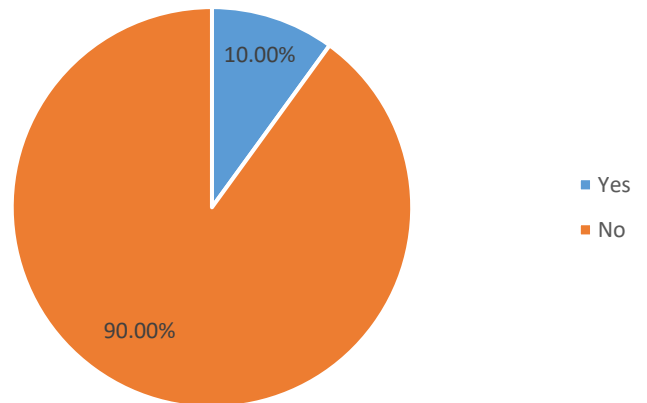
Q9 What is your over all opinion regarding the existing Curriculum?

	Frequency	Percent
Excellent	1	3.3
Good	16	53.3
Satisfied	11	36.7
Not Satisfied	2	6.7
Total	30	100.0



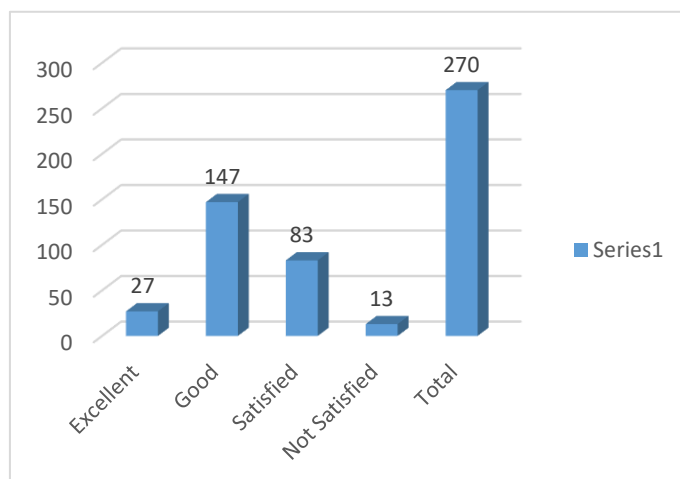
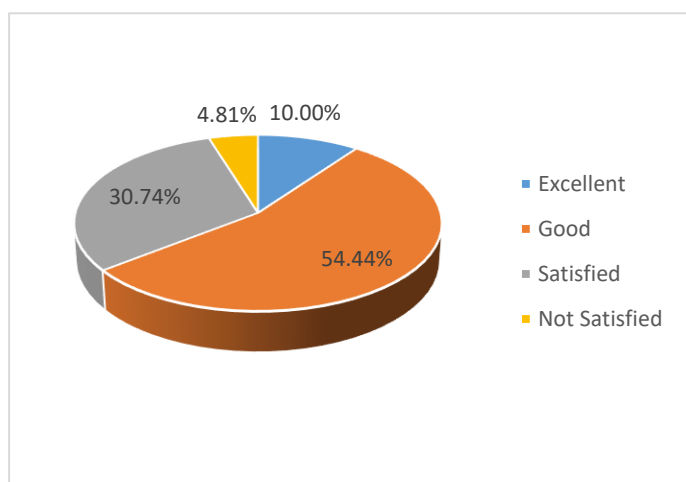
Q10 Do you think there is a need to modify your syllabus? (Yes/No) If yes, specify what portion needs to be modified with justification.

	Frequency	Percent
Yes	3	10.0
No	27	90.0
Total	30	100.0



Consolidated statement of analysis:

S. No	Question	No. of students opined				Total no. of Responses
		Excellent/ (100%)	Good/ (75%)	Satisfied/ (50%)	Not Satisfied/ (Below 50%)	
1.	Rate the syllabus of the courses that you have studied in relation to the competencies expected.	3	19	7	1	30
2.	Rate the relevance of the units in the syllabus of each course.	2	19	7	2	30
3.	Rate how the curriculum supports the required Practical skills in the Laboratory	3	19	7	1	30
4.	Rate your curriculum in terms of providing the basic knowledge required for further Education.	6	14	9	1	30
5.	How far your syllabus was useful to crack the CSIR/ UGC NET/APSET/GATE/..?	4	13	11	2	30
6.	Rate the Curriculum – in terms of providing employability after completion of the program.	2	13	13	2	30
7.	Rate the curriculum in improving your knowledge in the subject studied?	4	17	8	1	30
8.	Rate the curriculum in terms of content evolving from basic level to Advanced Level in the ascending order of semesters.	2	17	10	1	30
9.	What is your over all opinion regarding the existing Curriculum?	1	16	11	2	30
TOTAL		27	147	83	13	270
10.	Do you think there is a need to modify your syllabus? (Yes/No) If yes, specify what portion needs to be modified with justification.	YES: 3		NO: 27		30

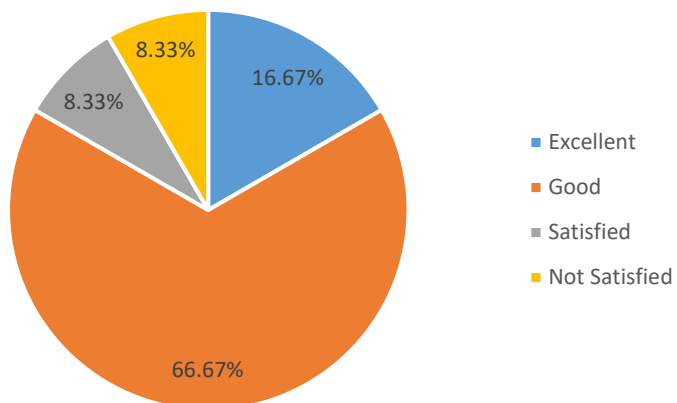


Program Name: Geology

For the academic year 2020-21 feedback was received from 12 numbers of students for the program Geology which are then analyzed and the analysis report is prepared and presented.

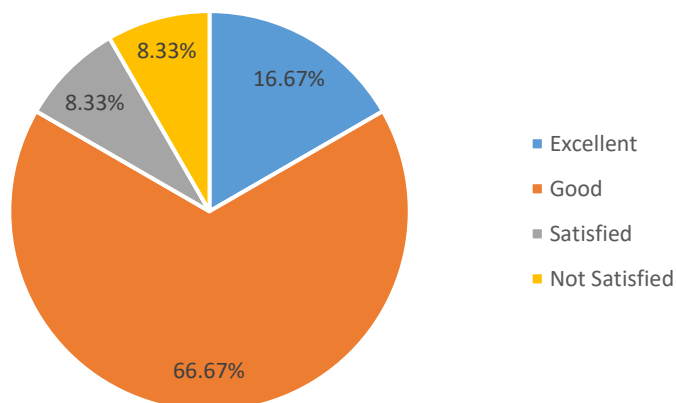
Q1 Rate the syllabus of the courses that you have studied in relation to the competencies expected.

	Frequency	Percent
Excellent	2	16.7
Good	8	66.7
Satisfied	1	8.3
Not Satisfied	1	8.3
Total	12	100.0



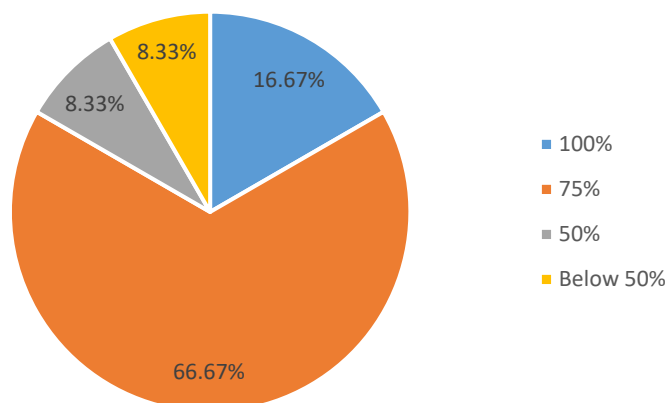
Q2 Rate the relevance of the units in the syllabus of each course

	Frequency	Percent
Excellent	2	16.7
Good	8	66.7
Satisfied	1	8.3
Not Satisfied	1	8.3
Total	12	100.0



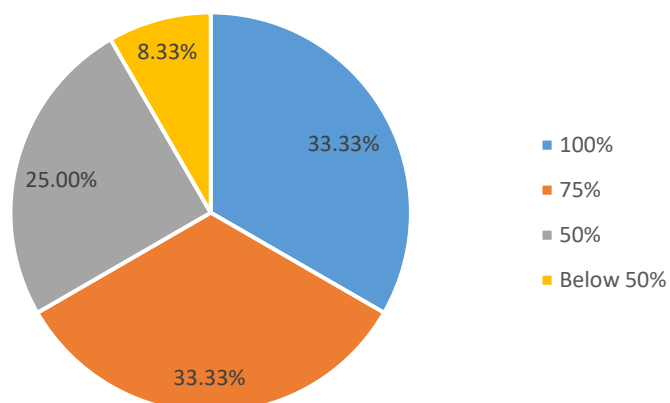
Q3 Rate how the curriculum supports the required Practical skills in the Laboratory

	Frequency	Percent
100%	2	16.7
75%	8	66.7
50%	1	8.3
Below 50%	1	8.3
Total	12	100.0



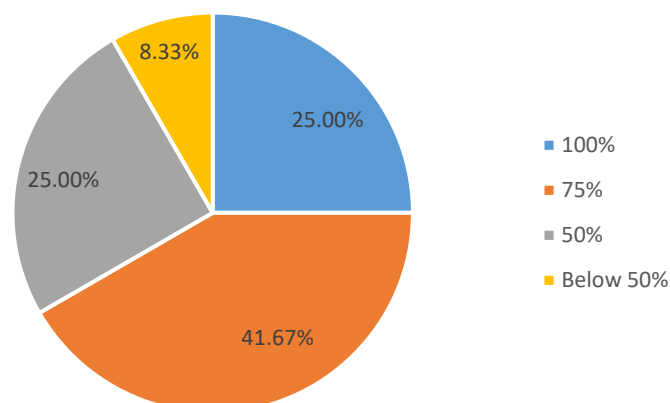
Q4 Rate your curriculum in terms of providing the basic knowledge required for further Education.

	Frequency	Percent
100%	4	33.3
75%	4	33.3
50%	3	25.0
Below 50%	1	8.3
Total	12	100.0



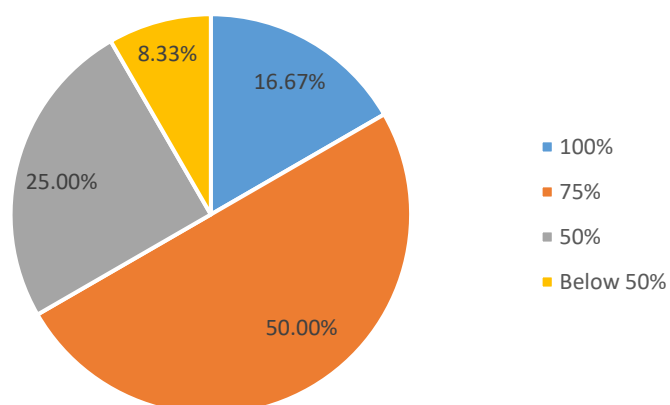
Q5 How far your syllabus was useful to crack the CSIR/ UGC NET/APSET/GATE/..?

	Frequency	Percent
100%	3	25.0
75%	5	41.7
50%	3	25.0
Below 50%	1	8.3
Total	12	100.0



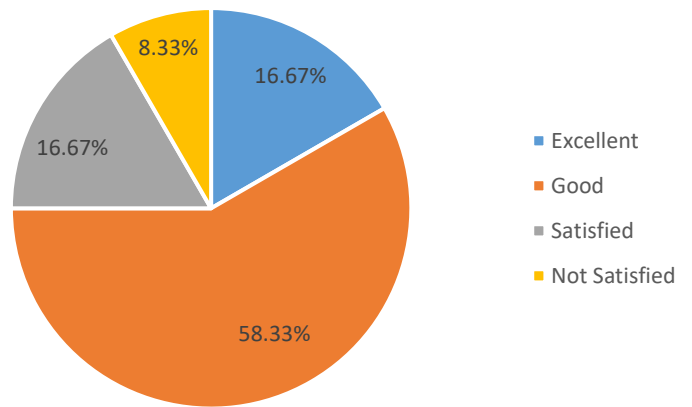
Q6 Rate the Curriculum – in terms of providing employability after completion of the program.

	Frequency	Percent
100%	2	16.7
75%	6	50.0
50%	3	25.0
Below 50%	1	8.3
Total	12	100.0



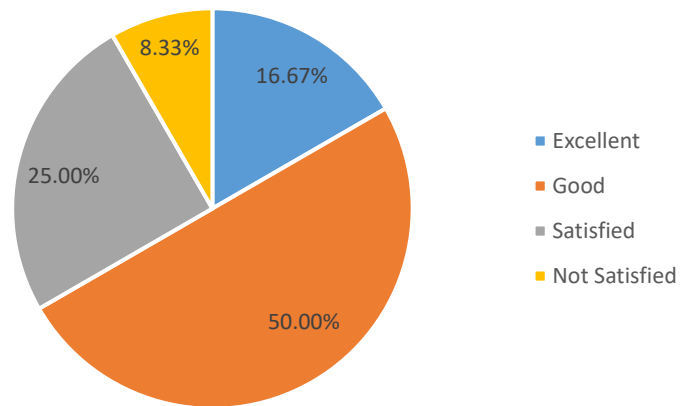
Q7 Rate the curriculum in improving your knowledge in the subject studied?

	Frequency	Percent
Excellent	2	16.7
Good	7	58.3
Satisfied	2	16.7
Not Satisfied	1	8.3
Total	12	100.0



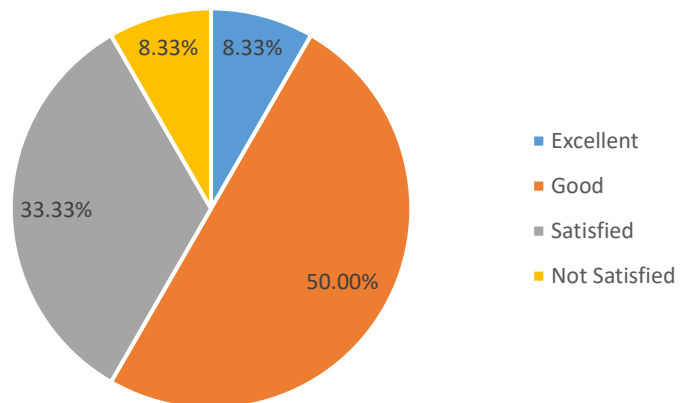
Q8 Rate the curriculum in terms of content evolving from basic level to Advanced Level in the ascending order of semesters.

	Frequency	Percent
Excellent	2	16.7
Good	6	50.0
Satisfied	3	25.0
Not Satisfied	1	8.3
Total	12	100.0



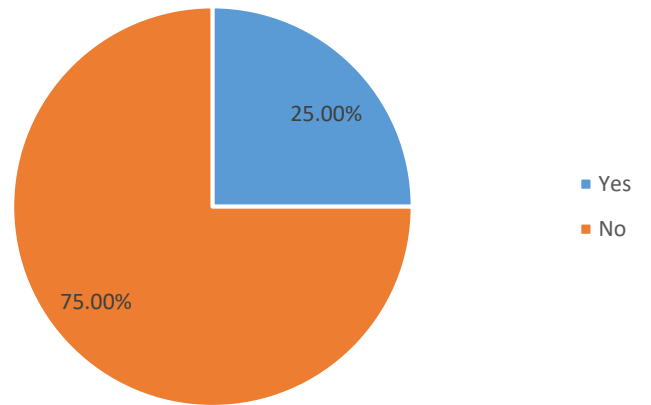
Q9 What is your over all opinion regarding the existing Curriculum?

	Frequency	Percent
Excellent	1	8.3
Good	6	50.0
Satisfied	4	33.3
Not Satisfied	1	8.3
Total	12	100.0



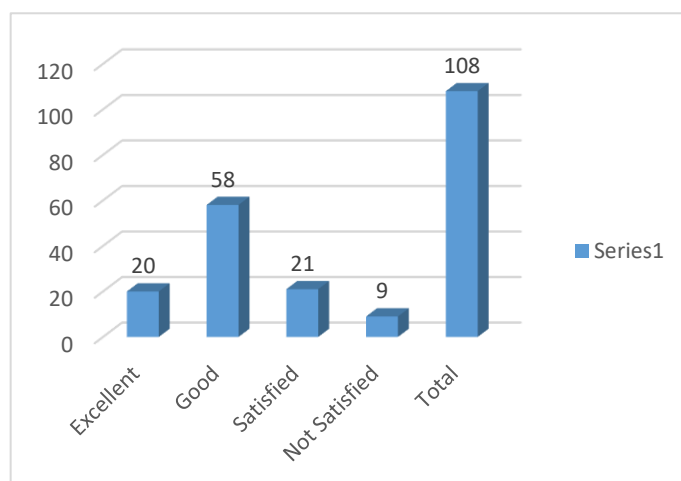
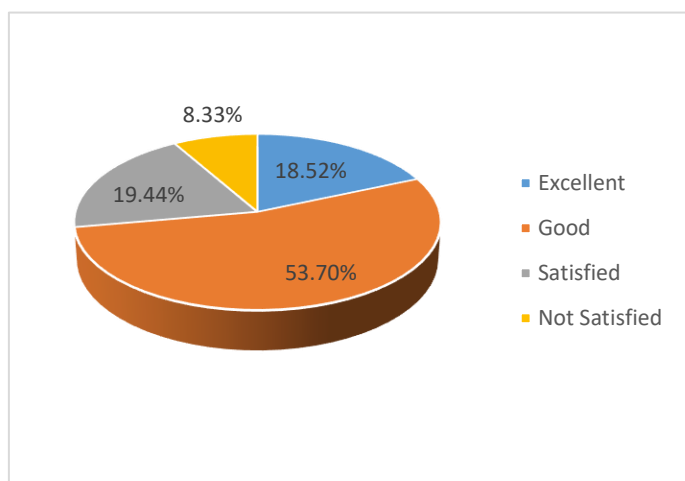
Q10 Do you think there is a need to modify your syllabus? (Yes/No) If yes, specify what portion needs to be modified with justification.

	Frequency	Percent
Yes	3	25.0
No	9	75.0
Total	12	100.0



Consolidated statement of analysis:

S. No	Question	No. of students opined				Total no. of Responses
		Excellent/ (100%)	Good/ (75%)	Satisfied/ (50%)	Not Satisfied/ (Below 50%)	
1.	Rate the syllabus of the courses that you have studied in relation to the competencies expected.	2	8	1	1	12
2.	Rate the relevance of the units in the syllabus of each course.	2	8	1	1	12
3.	Rate how the curriculum supports the required Practical skills in the Laboratory	2	8	1	1	12
4.	Rate your curriculum in terms of providing the basic knowledge required for further Education.	4	4	3	1	12
5.	How far your syllabus was useful to crack the CSIR/ UGC NET/APSET/GATE/..?	3	5	3	1	12
6.	Rate the Curriculum – in terms of providing employability after completion of the program.	2	6	3	1	12
7.	Rate the curriculum in improving your knowledge in the subject studied?	2	7	2	1	12
8.	Rate the curriculum in terms of content evolving from basic level to Advanced Level in the ascending order of semesters.	2	6	3	1	12
9.	What is your over all opinion regarding the existing Curriculum?	1	6	4	1	12
TOTAL		20	58	21	9	108
10.	Do you think there is a need to modify your syllabus? (Yes/No) If yes, specify what portion needs to be modified with justification.	YES: 3		NO: 9		12

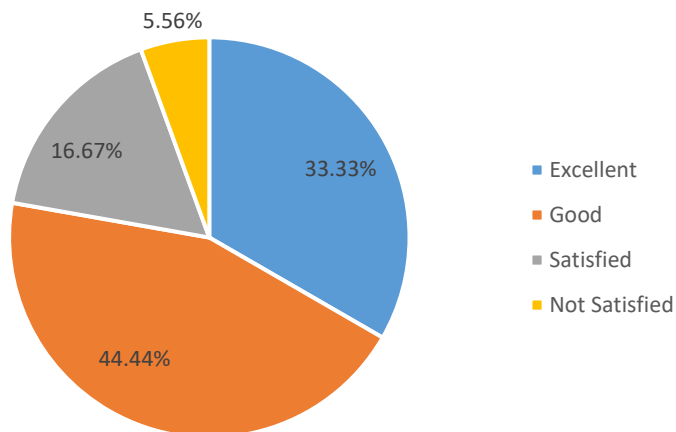


Program Name: Geophysics

For the academic year 2020-21 feedback was received from 18 numbers of students for the program Geophysics which are then analyzed and the analysis report is prepared and presented.

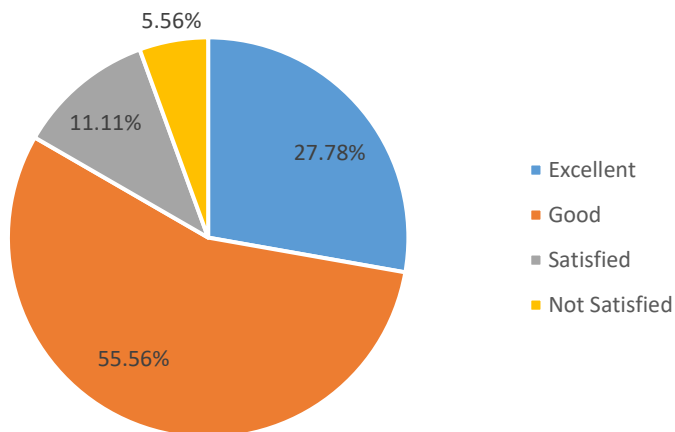
Q1 Rate the syllabus of the courses that you have studied in relation to the competencies expected.

	Frequency	Percent
Excellent	6	33.3
Good	8	44.4
Satisfied	3	16.7
Not Satisfied	1	5.6
Total	18	100.0



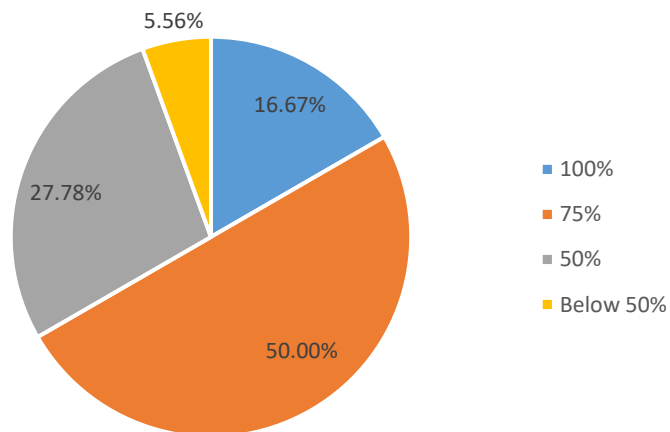
Q2 Rate the relevance of the units in the syllabus of each course

	Frequency	Percent
Excellent	5	27.8
Good	10	55.6
Satisfied	2	11.1
Not Satisfied	1	5.6
Total	18	100.0



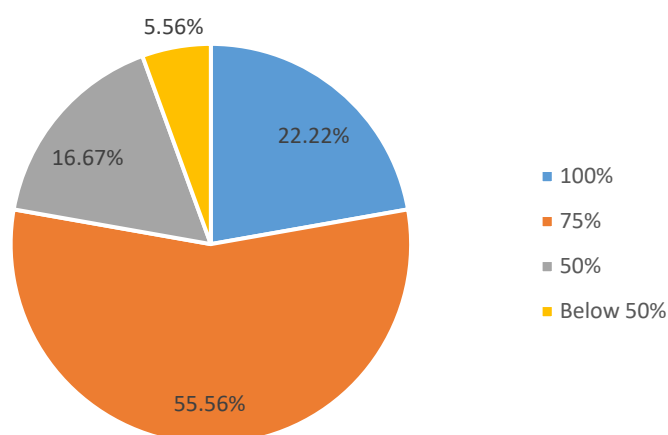
Q3 Rate how the curriculum supports the required Practical skills in the Laboratory

	Frequency	Percent
100%	3	16.7
75%	9	50.0
50%	5	27.8
Below 50%	1	5.6
Total	18	100.0



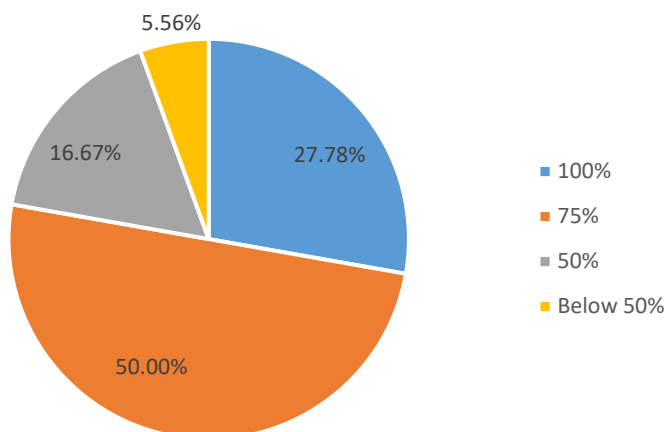
Q4 Rate your curriculum in terms of providing the basic knowledge required for further Education.

	Frequency	Percent
100%	4	22.2
75%	10	55.6
50%	3	16.7
Below 50%	1	5.6
Total	18	100.0



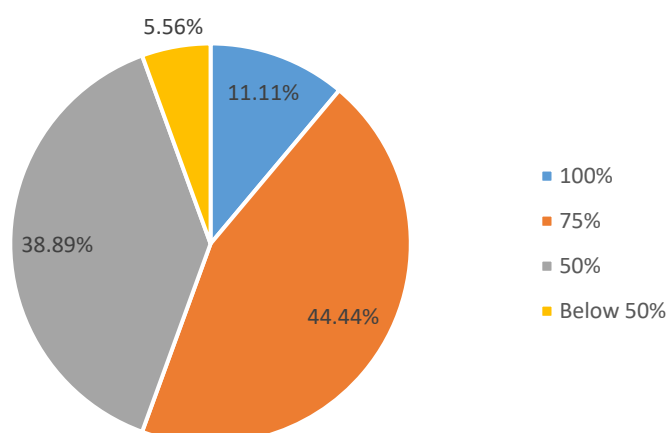
Q5 How far your syllabus was useful to crack the CSIR/ UGC NET/APSET/GATE/..?

	Frequency	Percent
100%	5	27.8
75%	9	50.0
50%	3	16.7
Below 50%	1	5.6
Total	18	100.0



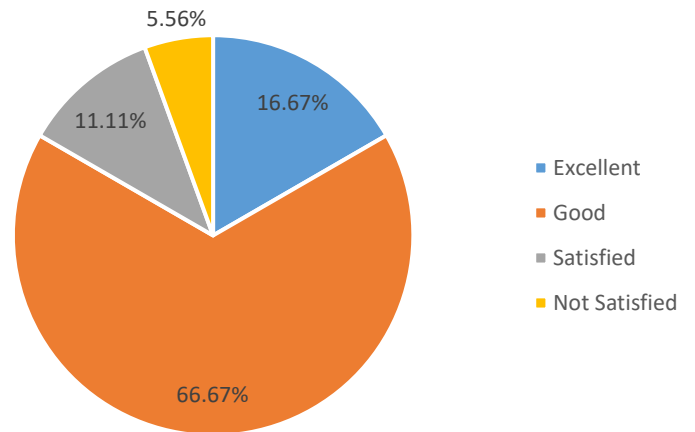
Q6 Rate the Curriculum – in terms of providing employability after completion of the program.

	Frequency	Percent
100%	2	11.1
75%	8	44.4
50%	7	38.9
Below 50%	1	5.6
Total	18	100.0



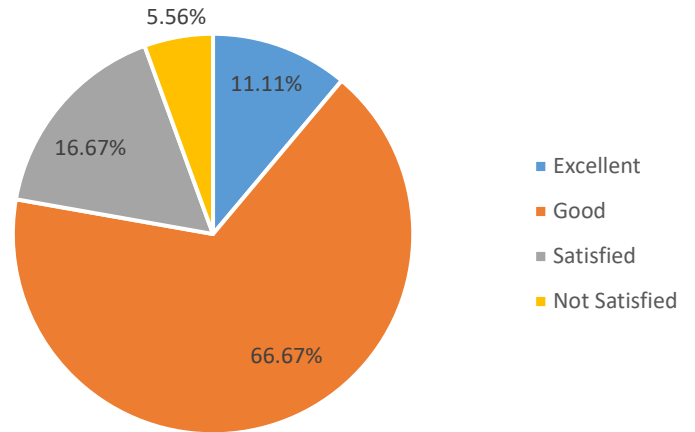
Q7 Rate the curriculum in improving your knowledge in the subject studied?

	Frequency	Percent
Excellent	3	16.7
Good	12	66.7
Satisfied	2	11.1
Not Satisfied	1	5.6
Total	18	100.0



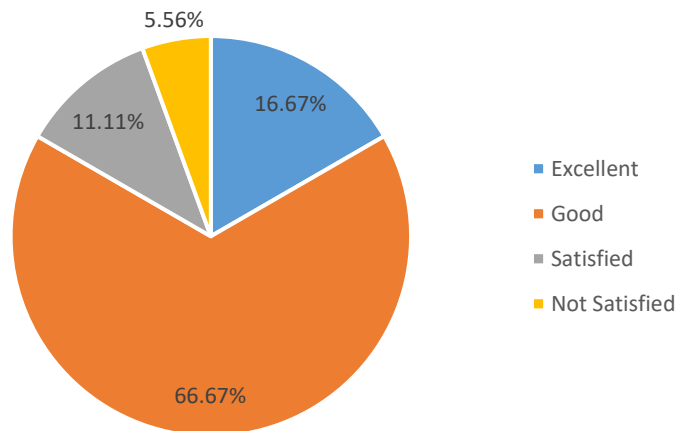
Q8 Rate the curriculum in terms of content evolving from basic level to Advanced Level in the ascending order of semesters.

	Frequency	Percent
Excellent	2	11.1
Good	12	66.7
Satisfied	3	16.7
Not Satisfied	1	5.6
Total	18	100.0



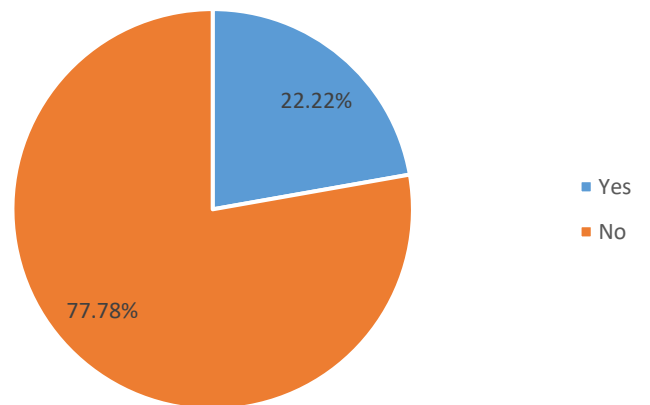
Q9 What is your over all opinion regarding the existing Curriculum?

	Frequency	Percent
Excellent	3	16.7
Good	12	66.7
Satisfied	2	11.1
Not Satisfied	1	5.6
Total	18	100.0



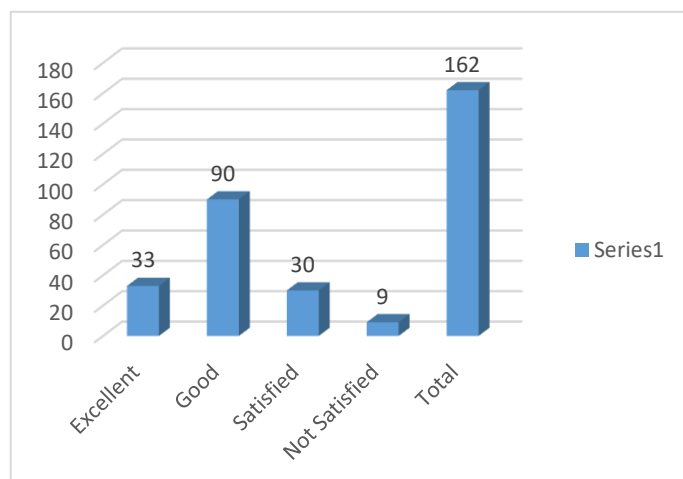
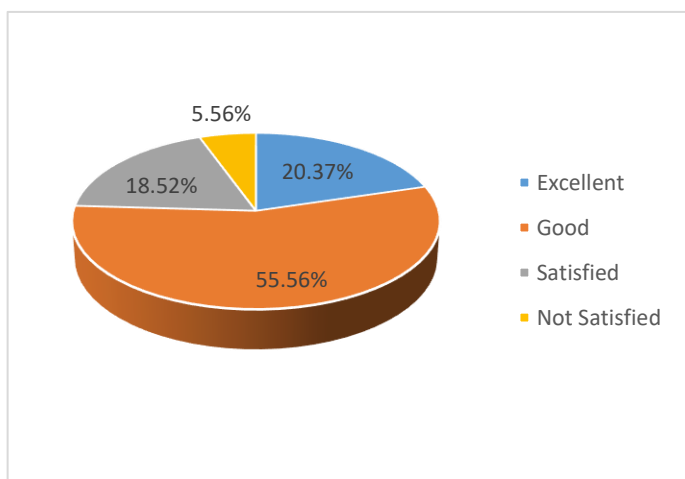
Q10 Do you think there is a need to modify your syllabus? (Yes/No) If yes, specify what portion needs to be modified with justification.

	Frequency	Percent
Yes	4	22.2
No	14	77.8
Total	18	100.0



Consolidated statement of analysis:

S. No	Question	No. of students opined				Total no. of Responses
		Excellent/ (100%)	Good/ (75%)	Satisfied/ (50%)	Not Satisfied/ (Below 50%)	
1.	Rate the syllabus of the courses that you have studied in relation to the competencies expected.	6	8	3	1	18
2.	Rate the relevance of the units in the syllabus of each course.	5	10	2	1	18
3.	Rate how the curriculum supports the required Practical skills in the Laboratory	3	9	5	1	18
4.	Rate your curriculum in terms of providing the basic knowledge required for further Education.	4	10	3	1	18
5.	How far your syllabus was useful to crack the CSIR/ UGC NET/APSET/GATE/..?	5	9	3	1	18
6.	Rate the Curriculum – in terms of providing employability after completion of the program.	2	8	7	1	18
7.	Rate the curriculum in improving your knowledge in the subject studied?	3	12	2	1	18
8.	Rate the curriculum in terms of content evolving from basic level to Advanced Level in the ascending order of semesters.	2	12	3	1	18
9.	What is your over all opinion regarding the existing Curriculum?	3	12	2	1	18
TOTAL		33	90	30	9	162
10.	Do you think there is a need to modify your syllabus? (Yes/No) If yes, specify what portion needs to be modified with justification.	YES: 4		NO: 14		18

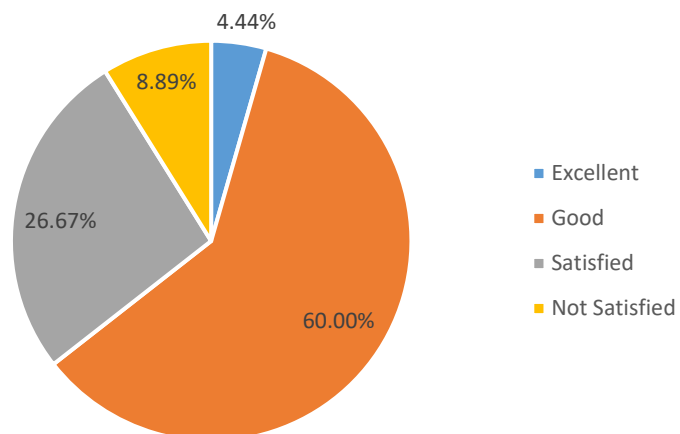


Program Name: Mathematics

For the academic year 2020-21 feedback was received from 45 numbers of students for the program Mathematics which are then analyzed and the analysis report is prepared and presented.

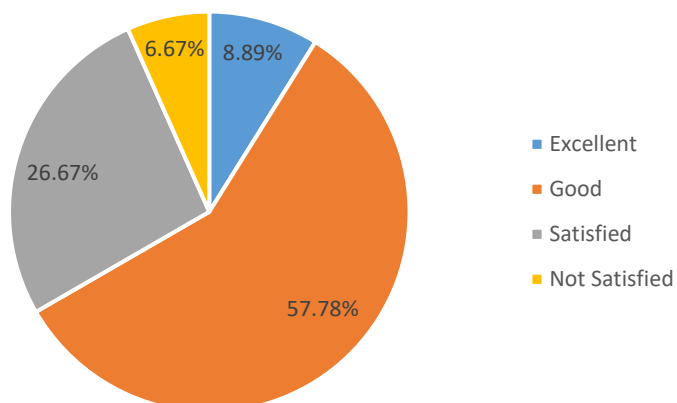
Q1 Rate the syllabus of the courses that you have studied in relation to the competencies expected.

	Frequency	Percent
Excellent	2	4.4
Good	27	60.0
Satisfied	12	26.7
Not Satisfied	4	8.9
Total	45	100.0



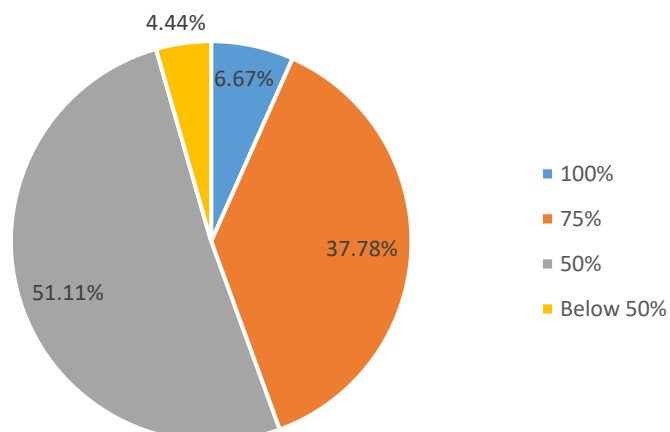
Q2 Rate the relevance of the units in the syllabus of each course

	Frequency	Percent
Excellent	4	8.9
Good	26	57.8
Satisfied	12	26.7
Not Satisfied	3	6.7
Total	45	100.0



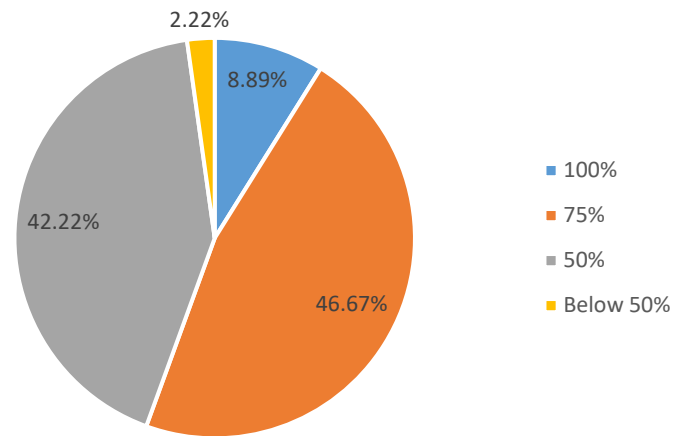
Q3 Rate how the curriculum supports the required Practical skills in the Laboratory

	Frequency	Percent
100%	3	6.7
75%	17	37.8
50%	23	51.1
Below 50%	2	4.4
Total	45	100.0



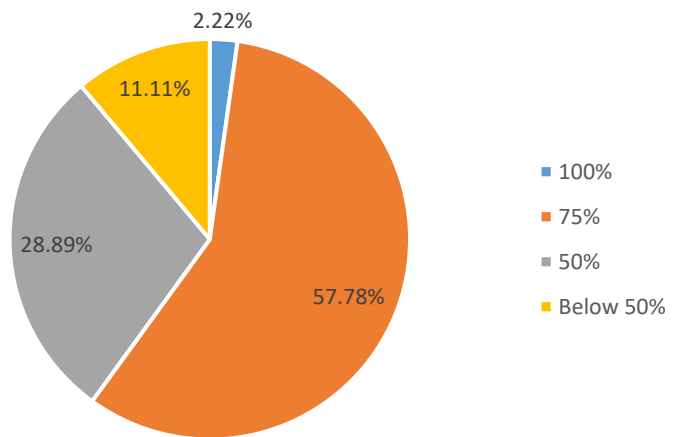
Q4 Rate your curriculum in terms of providing the basic knowledge required for further Education.

	Frequency	Percent
100%	4	8.9
75%	21	46.7
50%	19	42.2
Below 50%	1	2.2
Total	45	100.0



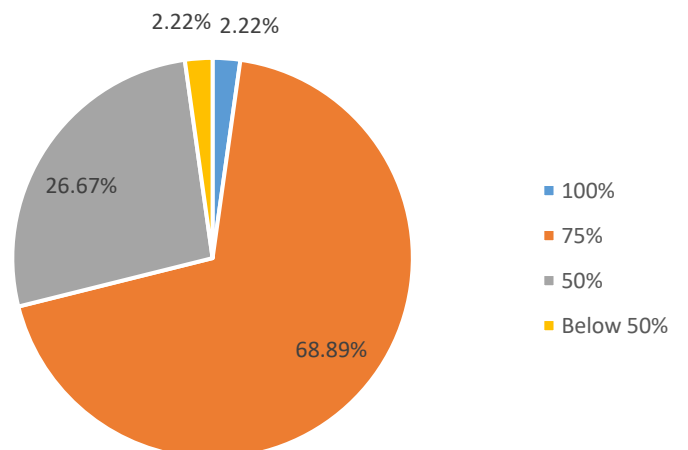
Q5 How far your syllabus was useful to crack the CSIR/ UGC NET/APSET/GATE/..?

	Frequency	Percent
100%	1	2.2
75%	26	57.8
50%	13	28.9
Below 50%	5	11.1
Total	45	100.0



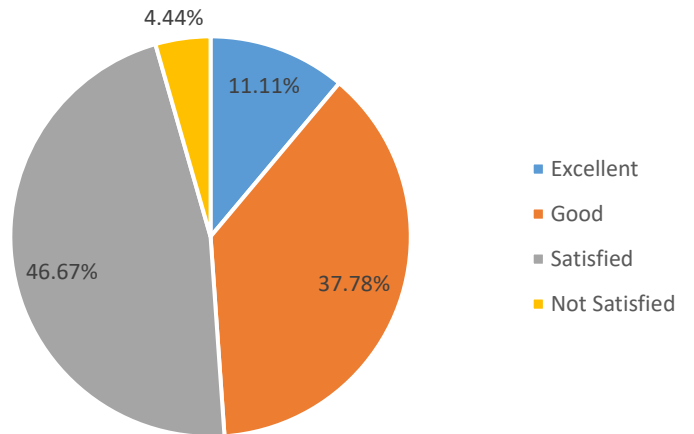
Q6 Rate the Curriculum – in terms of providing employability after completion of the program.

	Frequency	Percent
100%	1	2.2
75%	31	68.9
50%	12	26.7
Below 50%	1	2.2
Total	45	100.0



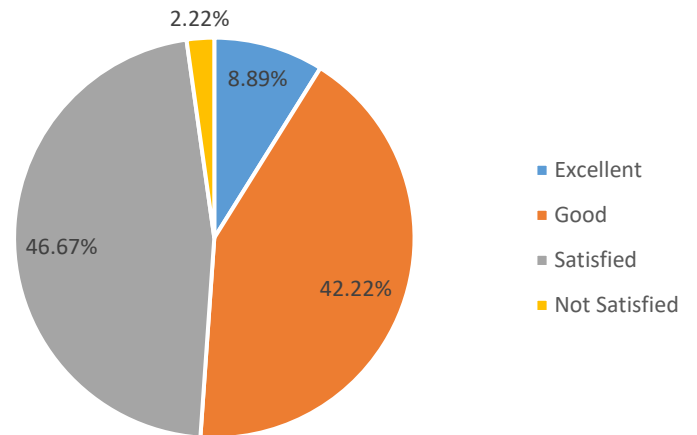
Q7 Rate the curriculum in improving your knowledge in the subject studied?

	Frequency	Percent
Excellent	5	11.1
Good	17	37.8
Satisfied	21	46.7
Not Satisfied	2	4.4
Total	45	100.0



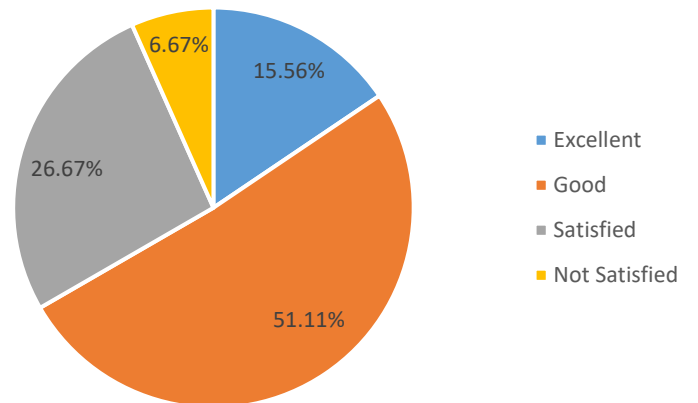
Q8 Rate the curriculum in terms of content evolving from basic level to Advanced Level in the ascending order of semesters.

	Frequency	Percent
Excellent	4	8.9
Good	19	42.2
Satisfied	21	46.7
Not Satisfied	1	2.2
Total	45	100.0



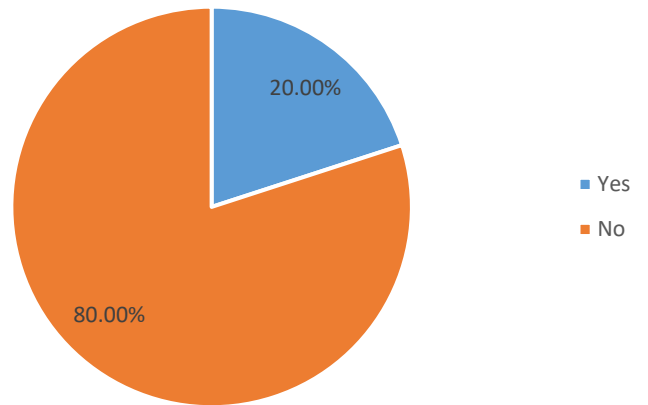
Q9 What is your over all opinion regarding the existing Curriculum?

	Frequency	Percent
Excellent	7	15.6
Good	23	51.1
Satisfied	12	26.7
Not Satisfied	3	6.7
Total	45	100.0



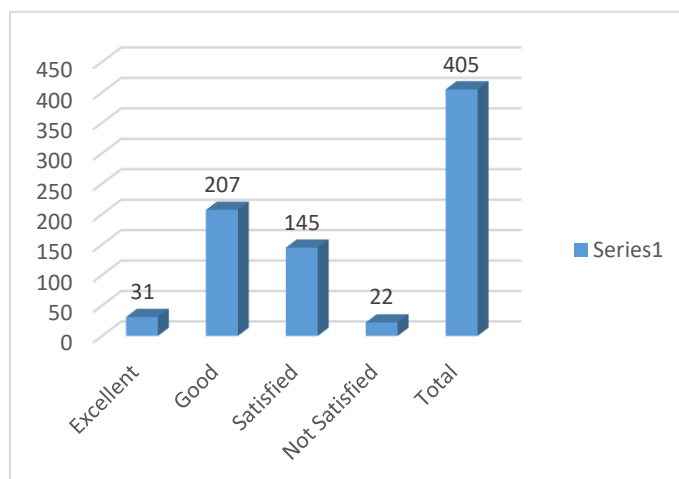
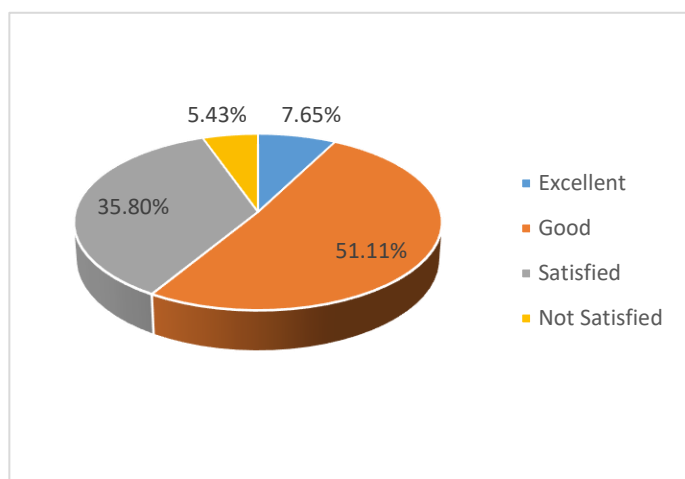
Q10 Do you think there is a need to modify your syllabus? (Yes/No) If yes, specify what portion needs to be modified with justification.

	Frequency	Percent
Yes	9	20.0
No	36	80.0
Total	45	100.0



Consolidated statement of analysis:

S. No	Question	No. of students opined				Total no. of Responses
		Excellent/ (100%)	Good/ (75%)	Satisfied/ (50%)	Not Satisfied/ (Below 50%)	
1.	Rate the syllabus of the courses that you have studied in relation to the competencies expected.	2	27	12	4	45
2.	Rate the relevance of the units in the syllabus of each course.	4	26	12	3	45
3.	Rate how the curriculum supports the required Practical skills in the Laboratory	3	17	23	2	45
4.	Rate your curriculum in terms of providing the basic knowledge required for further Education.	4	21	19	1	45
5.	How far your syllabus was useful to crack the CSIR/ UGC NET/APSET/GATE/..?	1	26	13	5	45
6.	Rate the Curriculum – in terms of providing employability after completion of the program.	1	31	12	1	45
7.	Rate the curriculum in improving your knowledge in the subject studied?	5	17	21	2	45
8.	Rate the curriculum in terms of content evolving from basic level to Advanced Level in the ascending order of semesters.	4	19	21	1	45
9.	What is your over all opinion regarding the existing Curriculum?	7	23	12	3	45
TOTAL		31	207	145	22	405
10.	Do you think there is a need to modify your syllabus? (Yes/No) If yes, specify what portion needs to be modified with justification.	YES: 9		NO: 36		45

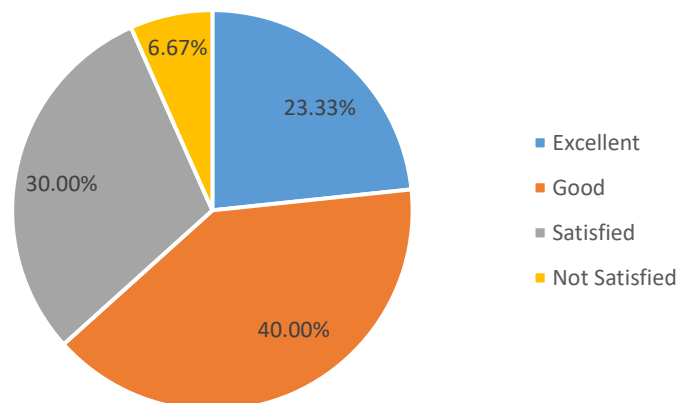


Program Name: Organic Chemistry

For the academic year 2020-21 feedback was received from 30 numbers of students for the program Organic Chemistry which are then analyzed and the analysis report is prepared and presented.

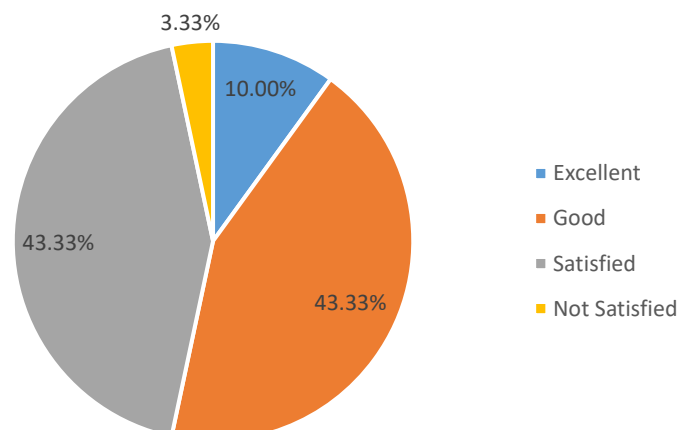
Q1 Rate the syllabus of the courses that you have studied in relation to the competencies expected.

	Frequency	Percent
Excellent	7	23.3
Good	12	40.0
Satisfied	9	30.0
Not Satisfied	2	6.7
Total	30	100.0



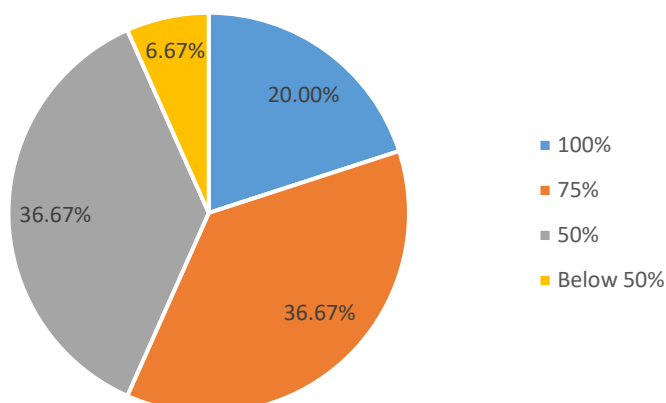
Q2 Rate the relevance of the units in the syllabus of each course

	Frequency	Percent
Excellent	3	10.0
Good	13	43.3
Satisfied	13	43.3
Not Satisfied	1	3.3
Total	30	100.0



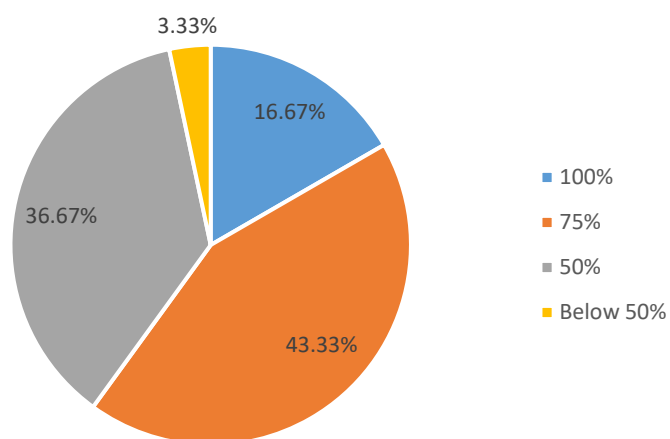
Q3 Rate how the curriculum supports the required Practical skills in the Laboratory

	Frequency	Percent
100%	6	20.0
75%	11	36.7
50%	11	36.7
Below 50%	2	6.7
Total	30	100.0



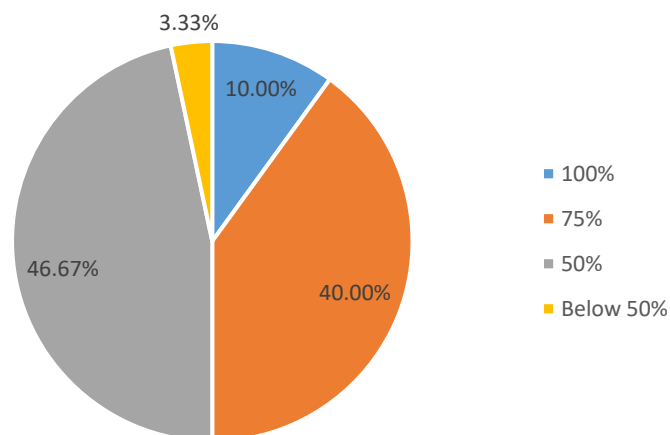
Q4 Rate your curriculum in terms of providing the basic knowledge required for further Education.

	Frequency	Percent
100%	5	16.7
75%	13	43.3
50%	11	36.7
Below 50%	1	3.3
Total	30	100.0



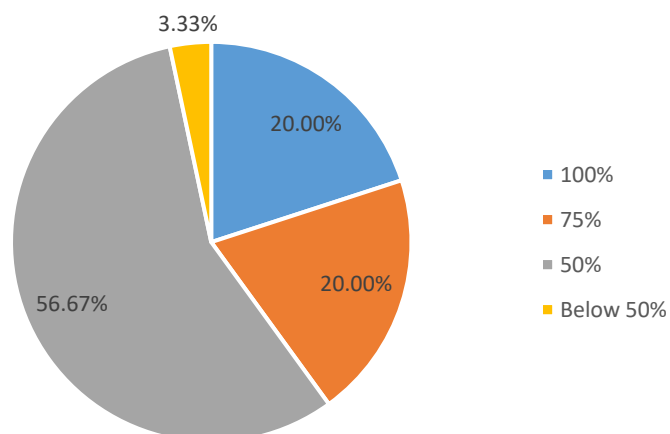
Q5 How far your syllabus was useful to crack the CSIR/ UGC NET/APSET/GATE/..?

	Frequency	Percent
100%	3	10.0
75%	12	40.0
50%	14	46.7
Below 50%	1	3.3
Total	30	100.0



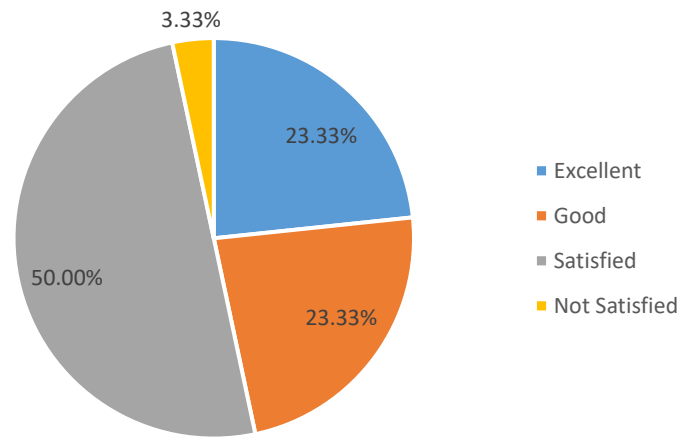
Q6 Rate the Curriculum – in terms of providing employability after completion of the program.

	Frequency	Percent
100%	6	20.0
75%	6	20.0
50%	17	56.7
Below 50%	1	3.3
Total	30	100.0



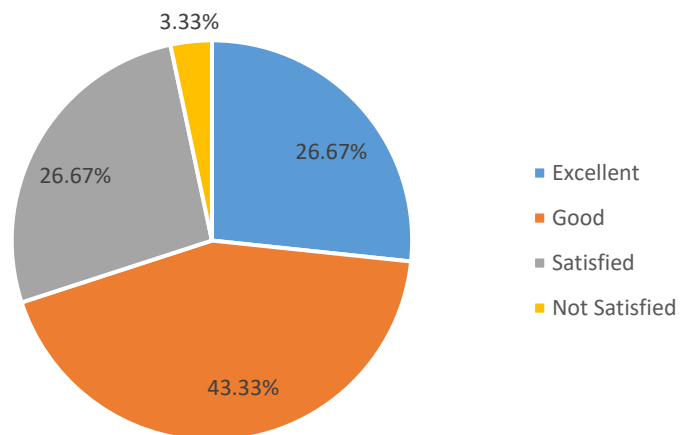
Q7 Rate the curriculum in improving your knowledge in the subject studied?

	Frequency	Percent
Excellent	7	23.3
Good	7	23.3
Satisfied	15	50.0
Not Satisfied	1	3.3
Total	30	100.0



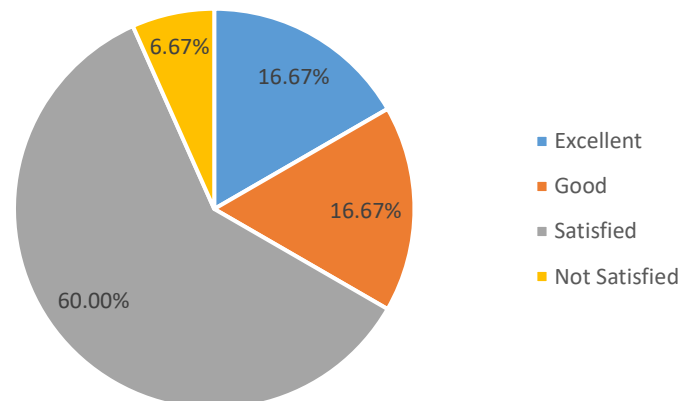
Q8 Rate the curriculum in terms of content evolving from basic level to Advanced Level in the ascending order of semesters.

	Frequency	Percent
Excellent	8	26.7
Good	13	43.3
Satisfied	8	26.7
Not Satisfied	1	3.3
Total	30	100.0



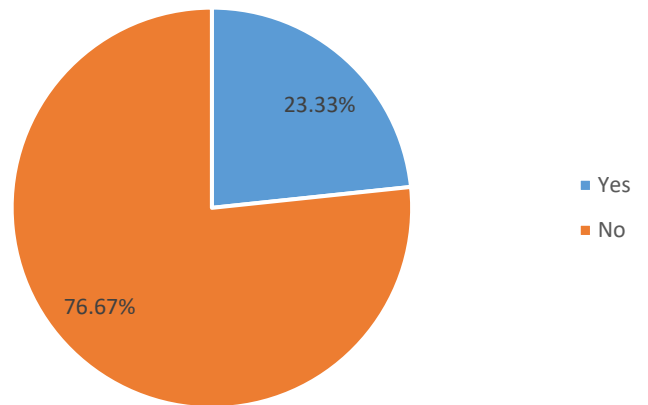
Q9 What is your over all opinion regarding the existing Curriculum?

	Frequency	Percent
Excellent	5	16.7
Good	5	16.7
Satisfied	18	60.0
Not Satisfied	2	6.7
Total	30	100.0



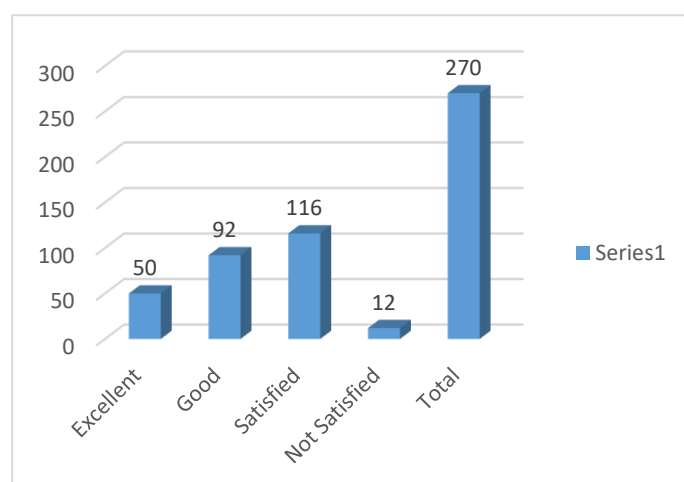
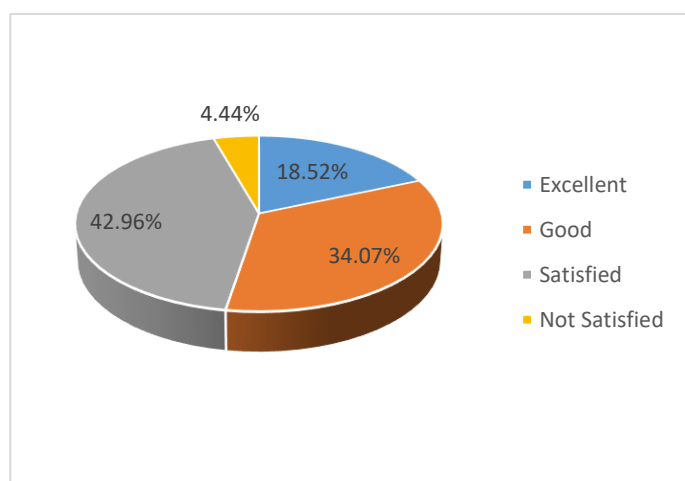
Q10 Do you think there is a need to modify your syllabus? (Yes/No) If yes, specify what portion needs to be modified with justification.

	Frequency	Percent
Yes	7	23.3
No	23	76.7
Total	30	100.0



Consolidated statement of analysis:

S. No	Question	No. of students opined				Total no. of Responses
		Excellent/ (100%)	Good/ (75%)	Satisfied/ (50%)	Not Satisfied/ (Below 50%)	
1.	Rate the syllabus of the courses that you have studied in relation to the competencies expected.	7	12	9	2	30
2.	Rate the relevance of the units in the syllabus of each course.	3	13	13	1	30
3.	Rate how the curriculum supports the required Practical skills in the Laboratory	6	11	11	2	30
4.	Rate your curriculum in terms of providing the basic knowledge required for further Education.	5	13	11	1	30
5.	How far your syllabus was useful to crack the CSIR/ UGC NET/APSET/GATE/..?	3	12	14	1	30
6.	Rate the Curriculum – in terms of providing employability after completion of the program.	6	6	17	1	30
7.	Rate the curriculum in improving your knowledge in the subject studied?	7	7	15	1	30
8.	Rate the curriculum in terms of content evolving from basic level to Advanced Level in the ascending order of semesters.	8	13	8	1	30
9.	What is your over all opinion regarding the existing Curriculum?	5	5	18	2	30
TOTAL		50	92	116	12	270
10.	Do you think there is a need to modify your syllabus? (Yes/No) If yes, specify what portion needs to be modified with justification.	YES: 7		NO: 23		30

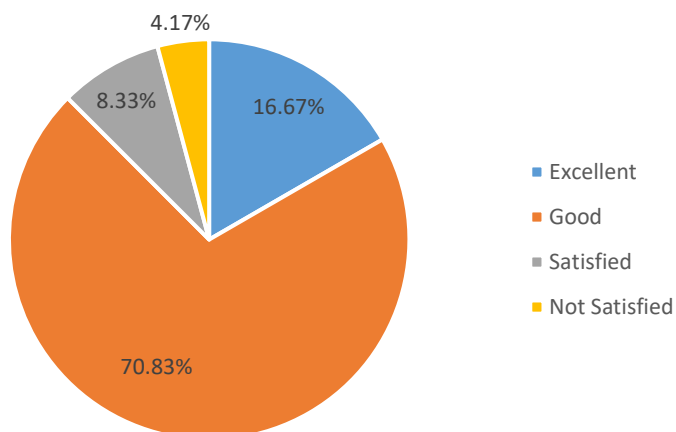


Program Name: Physics

For the academic year 2020-21 feedback was received from 24 numbers of students for the program Physics which are then analyzed and the analysis report is prepared and presented.

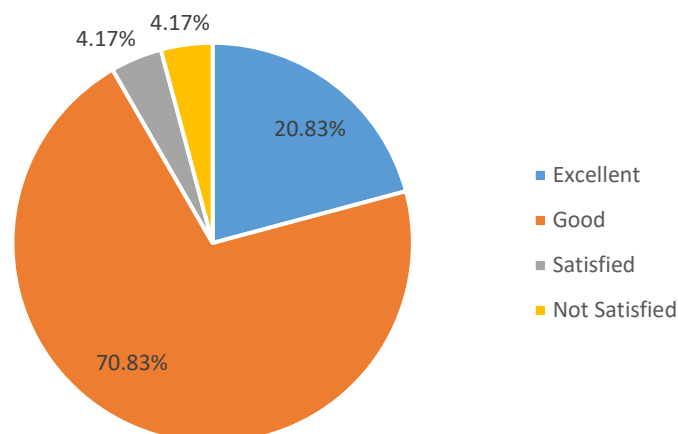
Q1 Rate the syllabus of the courses that you have studied in relation to the competencies expected.

	Frequency	Percent
Excellent	4	16.7
Good	17	70.8
Satisfied	2	8.3
Not Satisfied	1	4.2
Total	24	100.0



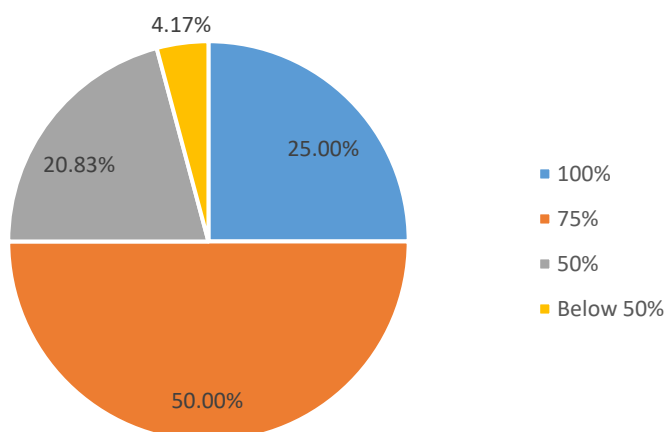
Q2 Rate the relevance of the units in the syllabus of each course

	Frequency	Percent
Excellent	5	20.8
Good	17	70.8
Satisfied	1	4.2
Not Satisfied	1	4.2
Total	24	100.0



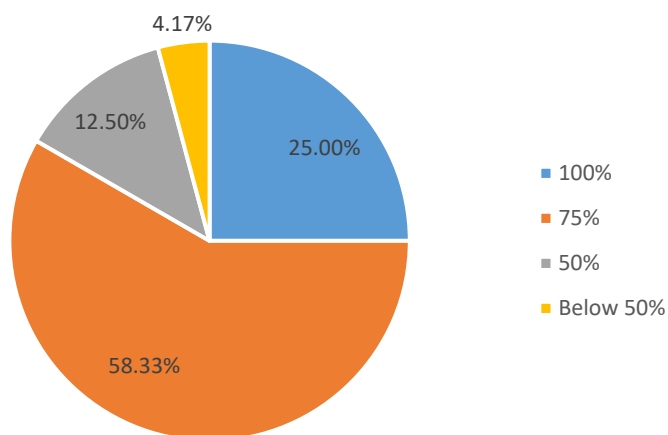
Q3 Rate how the curriculum supports the required Practical skills in the Laboratory

	Frequency	Percent
100%	6	25.0
75%	12	50.0
50%	5	20.8
Below 50%	1	4.2
Total	24	100.0



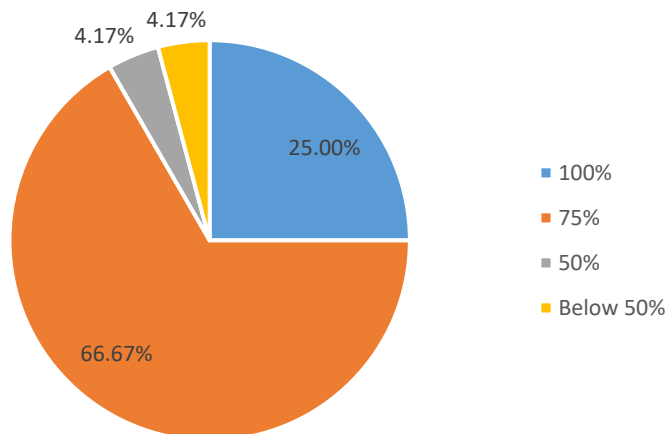
Q4 Rate your curriculum in terms of providing the basic knowledge required for further Education.

	Frequency	Percent
100%	6	25.0
75%	14	58.3
50%	3	12.5
Below 50%	1	4.2
Total	24	100.0



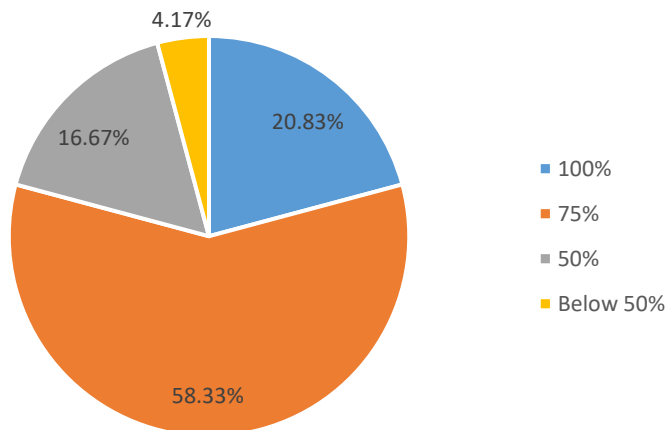
Q5 How far your syllabus was useful to crack the CSIR/ UGC NET/APSET/GATE/..?

	Frequency	Percent
100%	6	25.0
75%	16	66.7
50%	1	4.2
Below 50%	1	4.2
Total	24	100.0



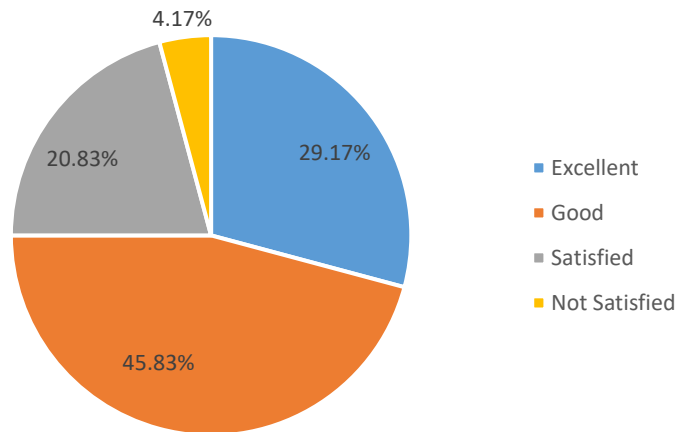
Q6 Rate the Curriculum – in terms of providing employability after completion of the program.

	Frequency	Percent
100%	5	20.8
75%	14	58.3
50%	4	16.7
Below 50%	1	4.2
Total	24	100.0



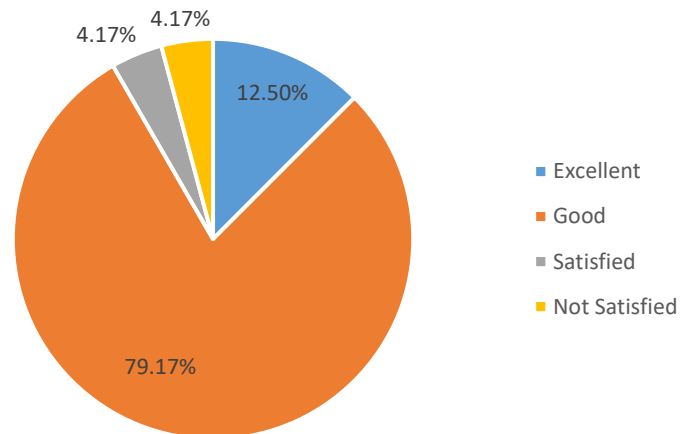
Q7 Rate the curriculum in improving your knowledge in the subject studied?

	Frequency	Percent
Excellent	7	29.2
Good	11	45.8
Satisfied	5	20.8
Not Satisfied	1	4.2
Total	24	100.0



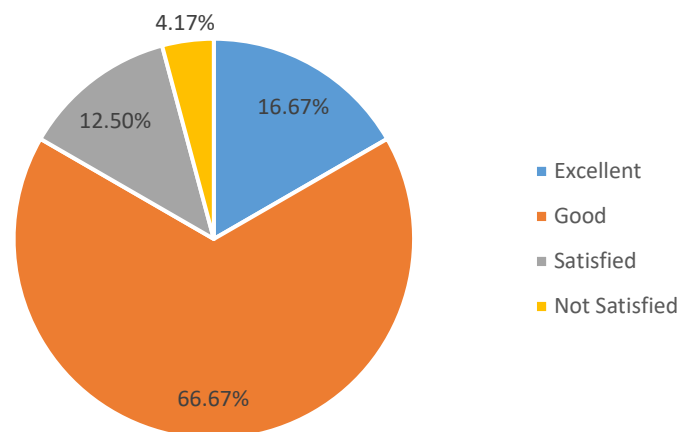
Q8 Rate the curriculum in terms of content evolving from basic level to Advanced Level in the ascending order of semesters.

	Frequency	Percent
Excellent	3	12.5
Good	19	79.2
Satisfied	1	4.2
Not Satisfied	1	4.2
Total	24	100.0



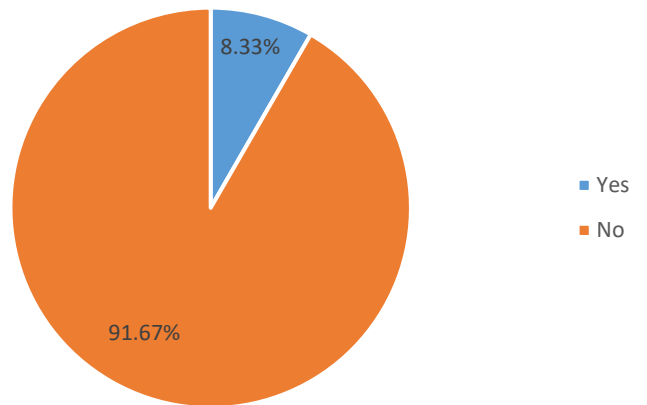
Q9 What is your over all opinion regarding the existing Curriculum?

	Frequency	Percent
Excellent	4	16.7
Good	16	66.7
Satisfied	3	12.5
Not Satisfied	1	4.2
Total	24	100.0



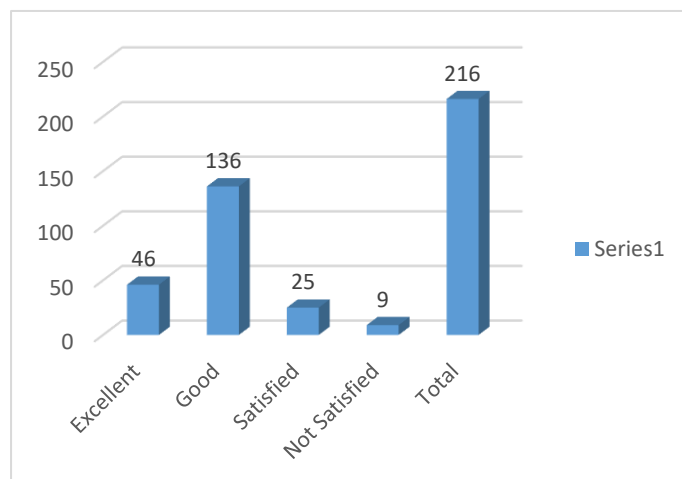
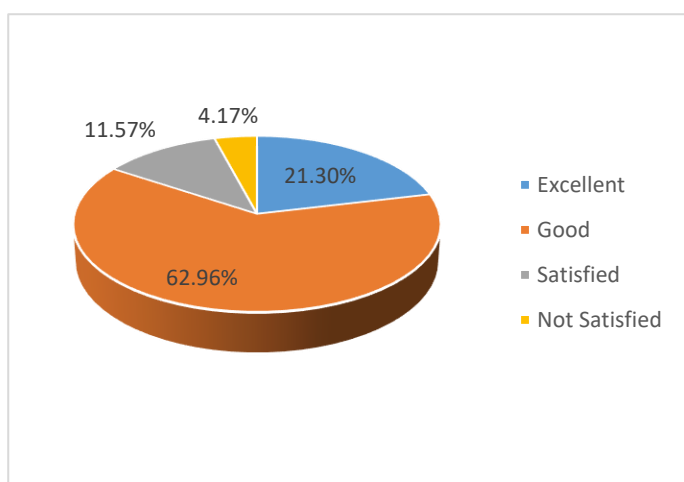
Q10 Do you think there is a need to modify your syllabus? (Yes/No) If yes, specify what portion needs to be modified with justification.

	Frequency	Percent
Yes	2	8.3
No	22	91.7
Total	24	100.0



Consolidated statement of analysis:

S. No	Question	No. of students opined				Total no. of Responses
		Excellent/ (100%)	Good/ (75%)	Satisfied/ (50%)	Not Satisfied/ (Below 50%)	
1.	Rate the syllabus of the courses that you have studied in relation to the competencies expected.	4	17	2	1	24
2.	Rate the relevance of the units in the syllabus of each course.	5	17	1	1	24
3.	Rate how the curriculum supports the required Practical skills in the Laboratory	6	12	5	1	24
4.	Rate your curriculum in terms of providing the basic knowledge required for further Education.	6	14	3	1	24
5.	How far your syllabus was useful to crack the CSIR/ UGC NET/APSET/GATE/..?	6	16	1	1	24
6.	Rate the Curriculum – in terms of providing employability after completion of the program.	5	14	4	1	24
7.	Rate the curriculum in improving your knowledge in the subject studied?	7	11	5	1	24
8.	Rate the curriculum in terms of content evolving from basic level to Advanced Level in the ascending order of semesters.	3	19	1	1	24
9.	What is your over all opinion regarding the existing Curriculum?	4	16	3	1	24
TOTAL		46	136	25	9	216
10.	Do you think there is a need to modify your syllabus? (Yes/No) If yes, specify what portion needs to be modified with justification.	YES: 2		NO: 22		24

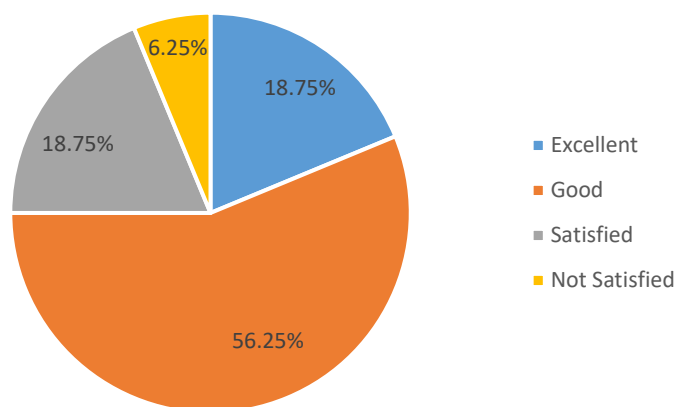


Program Name: Zoology

For the academic year 2020-21 feedback was received from 16 numbers of students for the program Zoology which are then analyzed and the analysis report is prepared and presented.

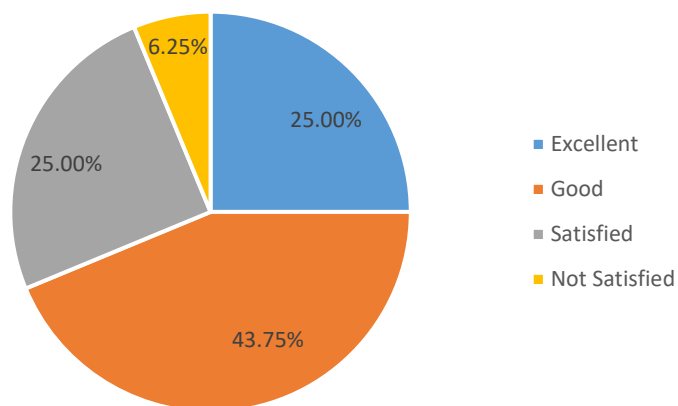
Q1 Rate the syllabus of the courses that you have studied in relation to the competencies expected.

	Frequency	Percent
Excellent	3	18.8
Good	9	56.3
Satisfied	3	18.8
Not Satisfied	1	6.3
Total	16	100.0



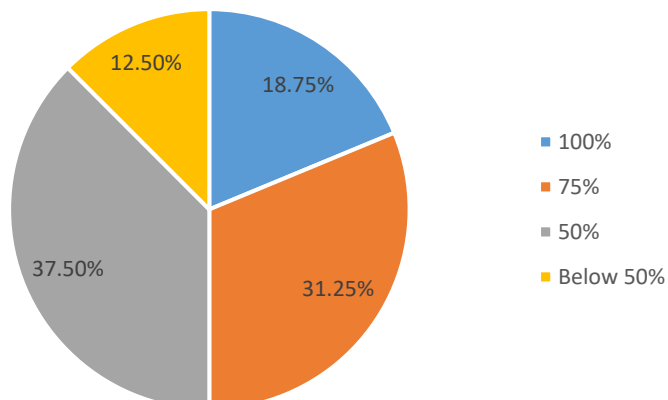
Q2 Rate the relevance of the units in the syllabus of each course

	Frequency	Percent
Excellent	4	25.0
Good	7	43.8
Satisfied	4	25.0
Not Satisfied	1	6.3
Total	16	100.0



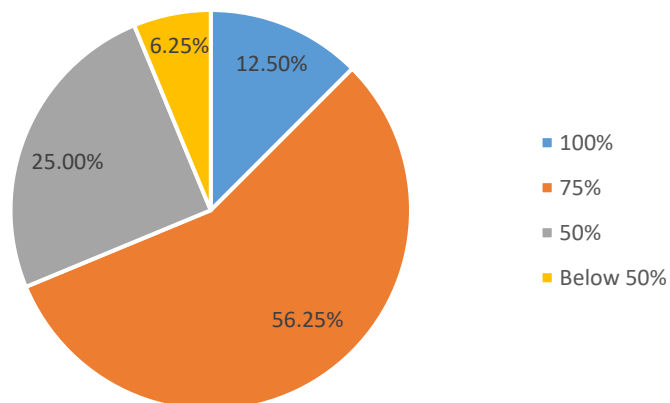
Q3 Rate how the curriculum supports the required Practical skills in the Laboratory

	Frequency	Percent
100%	3	18.8
75%	5	31.3
50%	6	37.5
Below 50%	2	12.5
Total	16	100.0



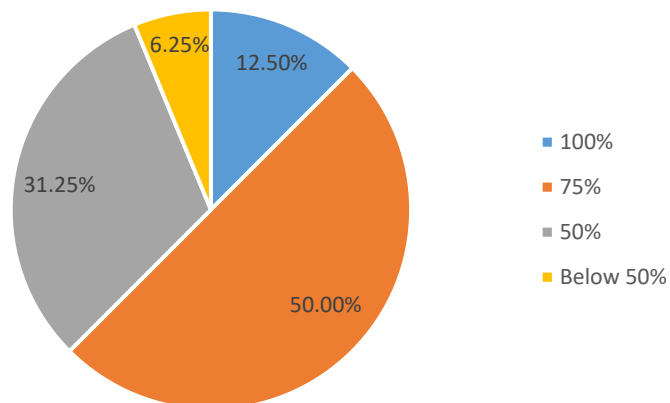
Q4 Rate your curriculum in terms of providing the basic knowledge required for further Education.

	Frequency	Percent
100%	2	12.5
75%	9	56.3
50%	4	25.0
Below 50%	1	6.3
Total	16	100.0



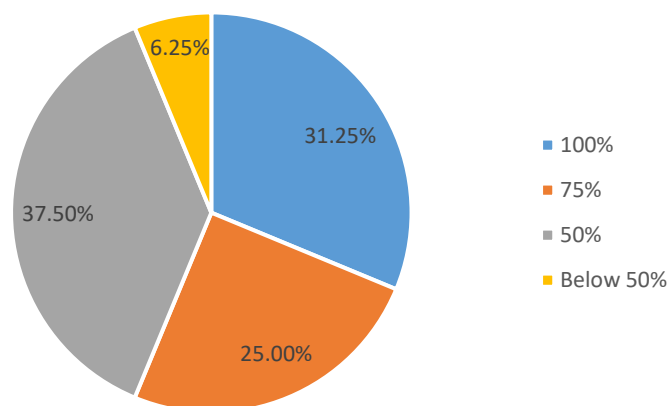
Q5 How far your syllabus was useful to crack the CSIR/ UGC NET/APSET/GATE/..?

	Frequency	Percent
100%	2	12.5
75%	8	50.0
50%	5	31.3
Below 50%	1	6.3
Total	16	100.0



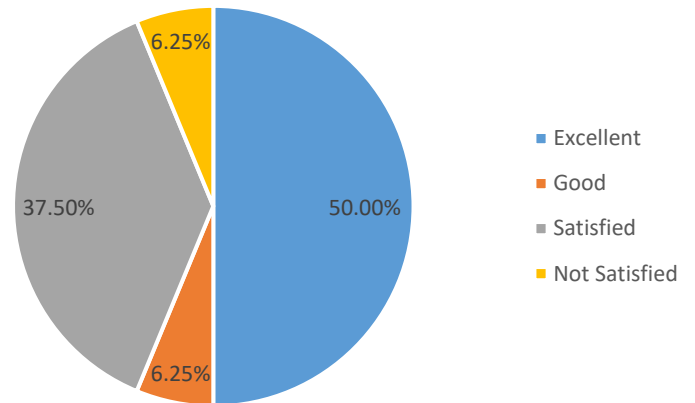
Q6 Rate the Curriculum – in terms of providing employability after completion of the program.

	Frequency	Percent
100%	5	31.3
75%	4	25.0
50%	6	37.5
Below 50%	1	6.3
Total	16	100.0



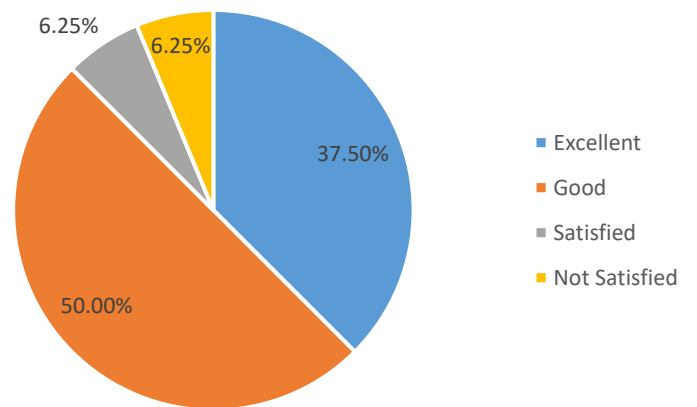
Q7 Rate the curriculum in improving your knowledge in the subject studied?

	Frequency	Percent
Excellent	8	50.0
Good	1	6.3
Satisfied	6	37.5
Not Satisfied	1	6.3
Total	16	100.0



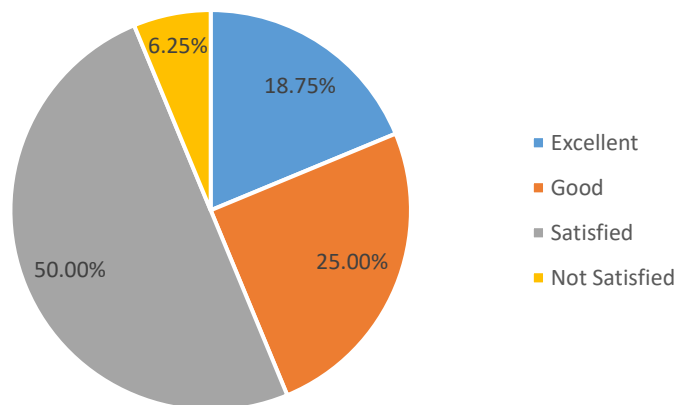
Q8 Rate the curriculum in terms of content evolving from basic level to Advanced Level in the ascending order of semesters.

	Frequency	Percent
Excellent	6	37.5
Good	8	50.0
Satisfied	1	6.3
Not Satisfied	1	6.3
Total	16	100.0



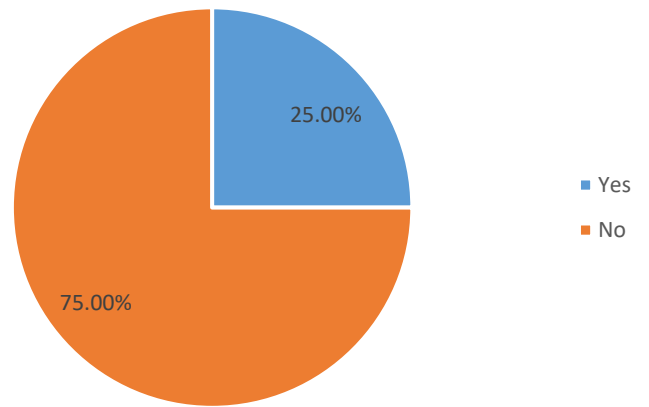
Q9 What is your over all opinion regarding the existing Curriculum?

	Frequency	Percent
Excellent	3	18.8
Good	4	25.0
Satisfied	8	50.0
Not Satisfied	1	6.3
Total	16	100.0



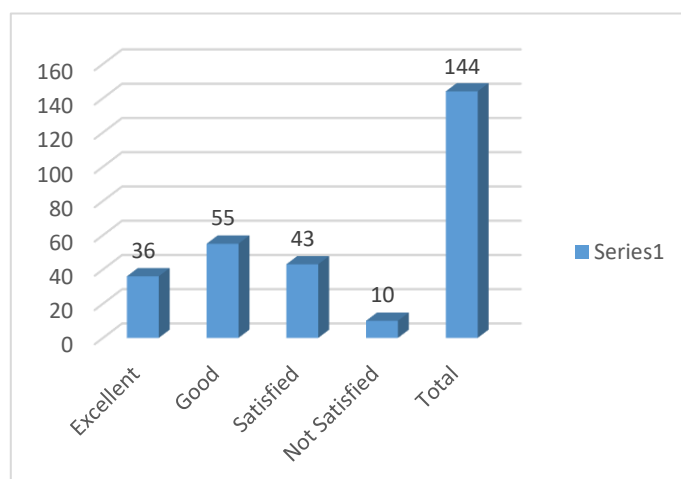
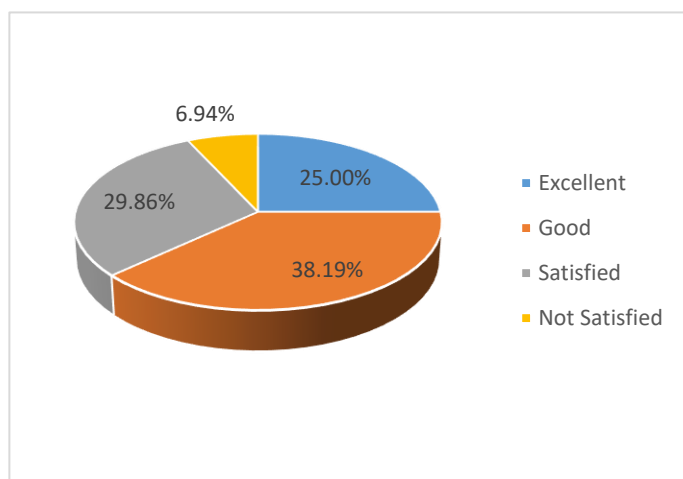
Q10 Do you think there is a need to modify your syllabus? (Yes/No) If yes, specify what portion needs to be modified with justification.

	Frequency	Percent
Yes	4	25.0
No	12	75.0
Total	16	100.0



Consolidated statement of analysis:

S. No	Question	No. of students opined				Total no. of Responses
		Excellent/ (100%)	Good/ (75%)	Satisfied/ (50%)	Not Satisfied/ (Below 50%)	
1.	Rate the syllabus of the courses that you have studied in relation to the competencies expected.	3	9	3	1	16
2.	Rate the relevance of the units in the syllabus of each course.	4	7	4	1	16
3.	Rate how the curriculum supports the required Practical skills in the Laboratory	3	5	6	2	16
4.	Rate your curriculum in terms of providing the basic knowledge required for further Education.	2	9	4	1	16
5.	How far your syllabus was useful to crack the CSIR/ UGC NET/APSET/GATE/..?	2	8	5	1	16
6.	Rate the Curriculum – in terms of providing employability after completion of the program.	5	4	6	1	16
7.	Rate the curriculum in improving your knowledge in the subject studied?	8	1	6	1	16
8.	Rate the curriculum in terms of content evolving from basic level to Advanced Level in the ascending order of semesters.	6	8	1	1	16
9.	What is your over all opinion regarding the existing Curriculum?	3	4	8	1	16
TOTAL		36	55	43	10	144
10.	Do you think there is a need to modify your syllabus? (Yes/No) If yes, specify what portion needs to be modified with justification.	YES: 4		NO: 12		16

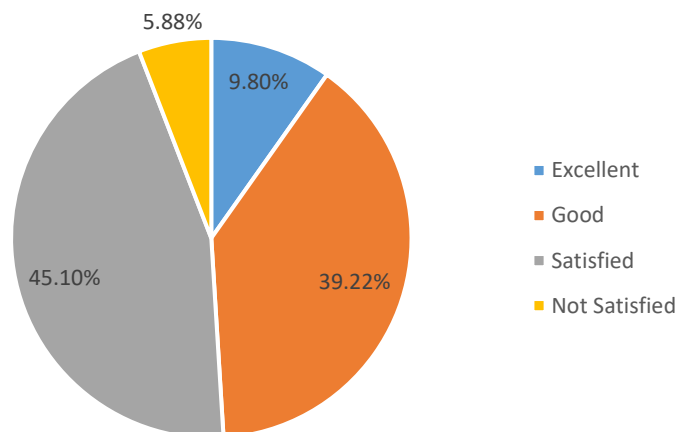


Program Name: B.ed

For the academic year 2020-21 feedback was received from 51 numbers of students for the program B.ed which are then analyzed and the analysis report is prepared and presented.

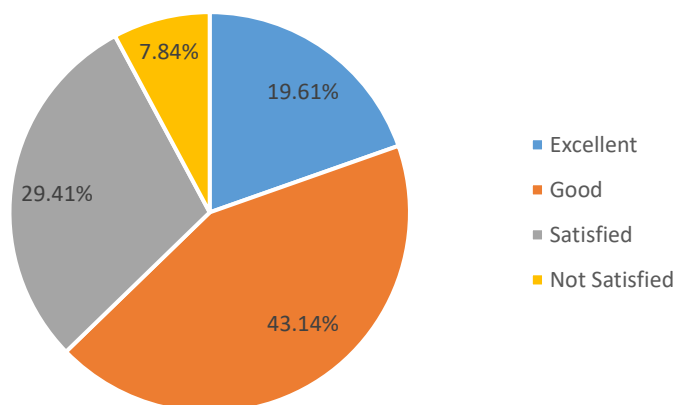
Q1 Rate the syllabus of the courses that you have studied in relation to the competencies expected.

	Frequency	Percent
Excellent	5	9.8
Good	20	39.2
Satisfied	23	45.1
Not Satisfied	3	5.9
Total	51	100.0



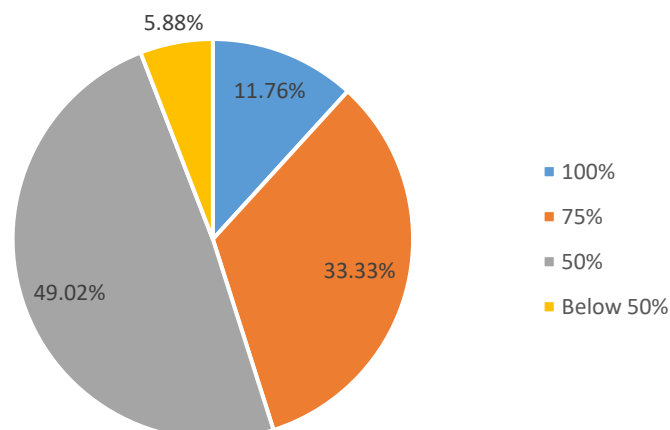
Q2 Rate the relevance of the units in the syllabus of each course

	Frequency	Percent
Excellent	10	19.6
Good	22	43.1
Satisfied	15	29.4
Not Satisfied	4	7.8
Total	51	100.0



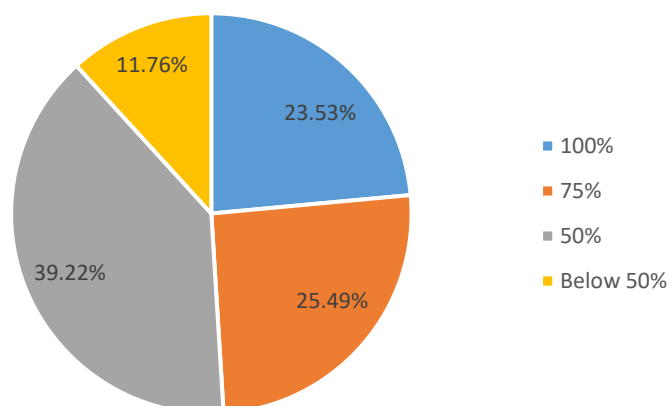
Q3 Rate how the curriculum supports the required Practical skills in the Laboratory

	Frequency	Percent
100%	6	11.8
75%	17	33.3
50%	25	49.0
Below 50%	3	5.9
Total	51	100.0



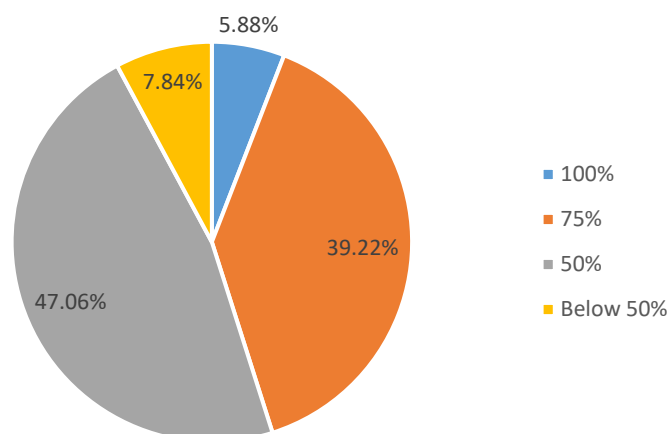
Q4 Rate your curriculum in terms of providing the basic knowledge required for further Education.

	Frequency	Percent
100%	12	23.5
75%	13	25.5
50%	20	39.2
Below 50%	6	11.8
Total	51	100.0



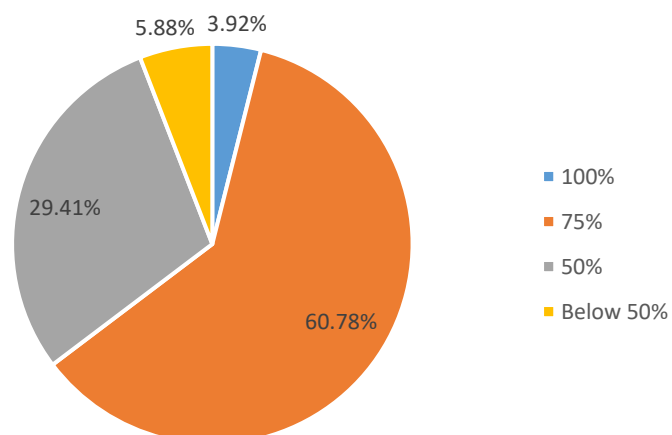
Q5 How far your syllabus was useful to crack the CSIR/ UGC NET/APSET/GATE/..?

	Frequency	Percent
100%	3	5.9
75%	20	39.2
50%	24	47.1
Below 50%	4	7.8
Total	51	100.0



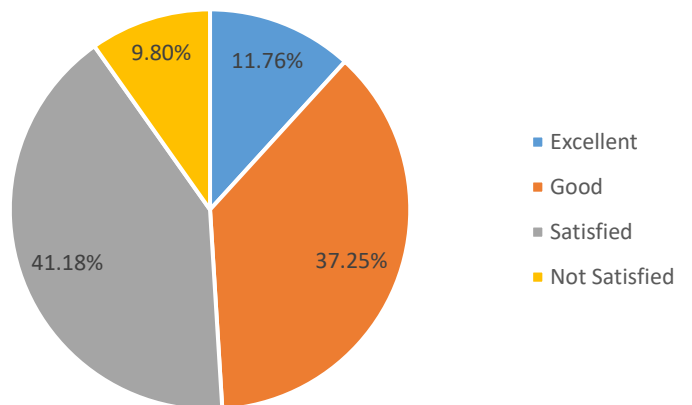
Q6 Rate the Curriculum – in terms of providing employability after completion of the program.

	Frequency	Percent
100%	2	3.9
75%	31	60.8
50%	15	29.4
Below 50%	3	5.9
Total	51	100.0



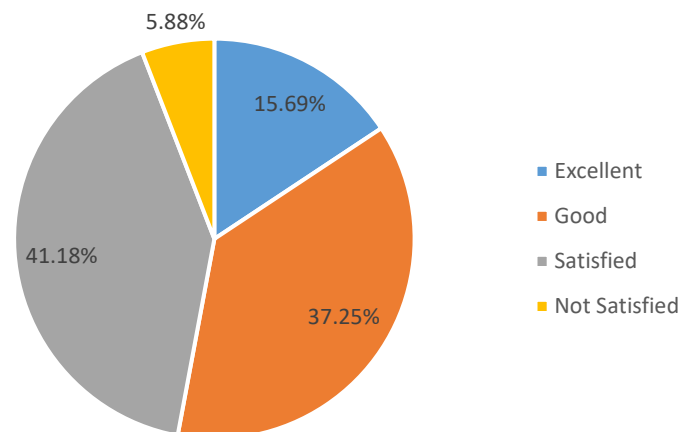
Q7 Rate the curriculum in improving your knowledge in the subject studied?

	Frequency	Percent
Excellent	6	11.8
Good	19	37.3
Satisfied	21	41.2
Not Satisfied	5	9.8
Total	51	100.0



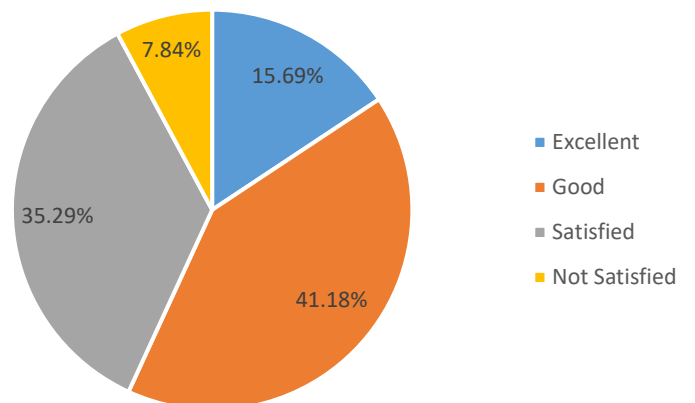
Q8 Rate the curriculum in terms of content evolving from basic level to Advanced Level in the ascending order of semesters.

	Frequency	Percent
Excellent	8	15.7
Good	19	37.3
Satisfied	21	41.2
Not Satisfied	3	5.9
Total	51	100.0



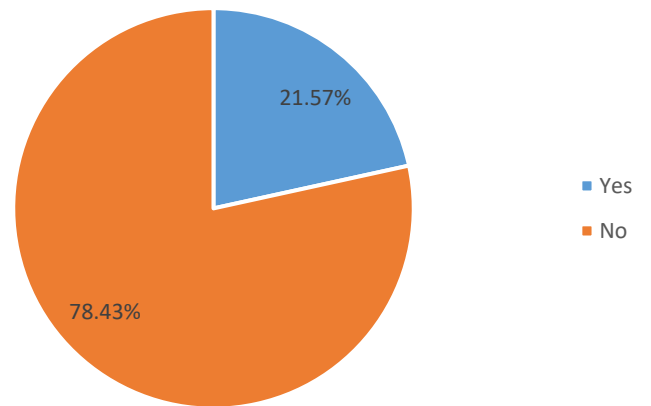
Q9 What is your over all opinion regarding the existing Curriculum?

	Frequency	Percent
Excellent	8	15.7
Good	21	41.2
Satisfied	18	35.3
Not Satisfied	4	7.8
Total	51	100.0



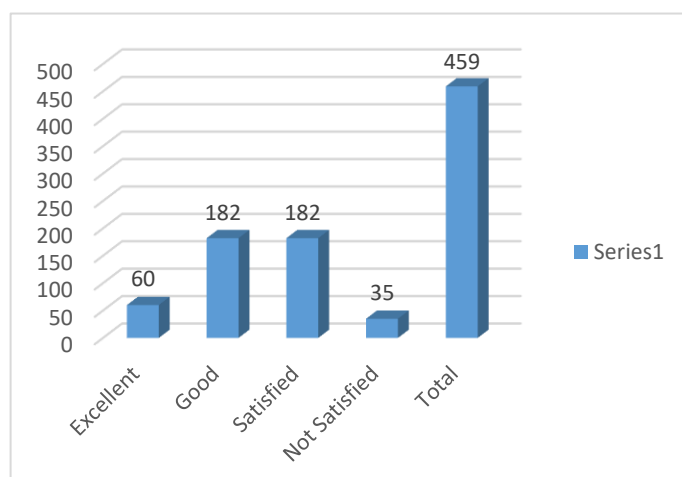
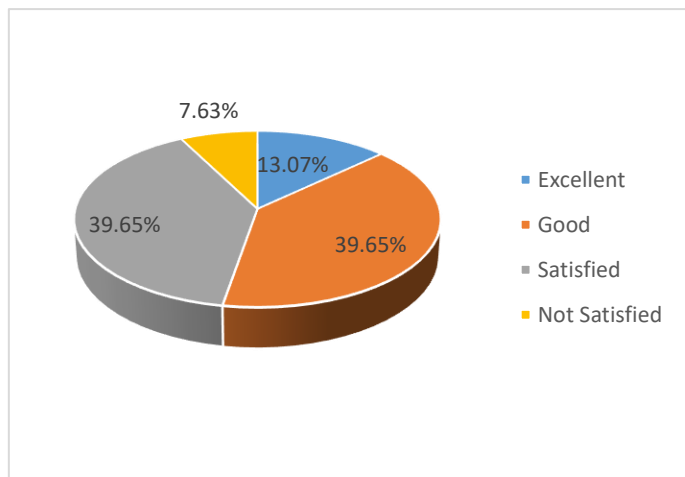
Q10 Do you think there is a need to modify your syllabus? (Yes/No) If yes, specify what portion needs to be modified with justification.

	Frequency	Percent
Yes	11	21.6
No	40	78.4
Total	51	100.0



Consolidated statement of analysis:

S. No	Question	No. of students opined				Total no. of Responses
		Excellent/ (100%)	Good/ (75%)	Satisfied/ (50%)	Not Satisfied/ (Below 50%)	
1.	Rate the syllabus of the courses that you have studied in relation to the competencies expected.	5	20	23	3	51
2.	Rate the relevance of the units in the syllabus of each course.	10	22	15	4	51
3.	Rate how the curriculum supports the required Practical skills in the Laboratory	6	17	25	3	51
4.	Rate your curriculum in terms of providing the basic knowledge required for further Education.	12	13	20	6	51
5.	How far your syllabus was useful to crack the CSIR/ UGC NET/APSET/GATE/..?	3	20	24	4	51
6.	Rate the Curriculum – in terms of providing employability after completion of the program.	2	31	15	3	51
7.	Rate the curriculum in improving your knowledge in the subject studied?	6	19	21	5	51
8.	Rate the curriculum in terms of content evolving from basic level to Advanced Level in the ascending order of semesters.	8	19	21	3	51
9.	What is your over all opinion regarding the existing Curriculum?	8	21	18	4	51
TOTAL		60	182	182	35	459
10.	Do you think there is a need to modify your syllabus? (Yes/No) If yes, specify what portion needs to be modified with justification.	YES: 11		NO: 40		51

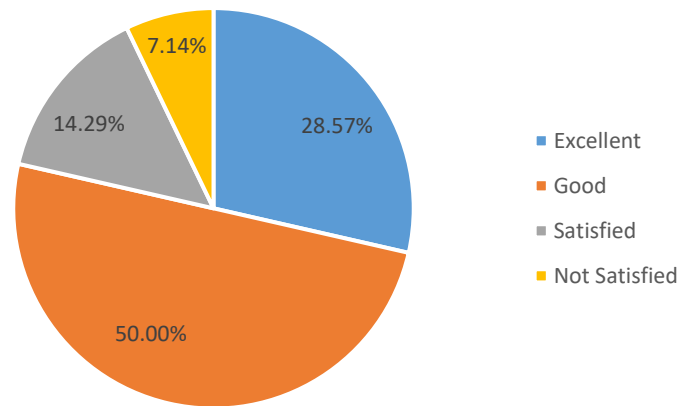


Program Name: CSE

For the academic year 2020-21 feedback was received from 14 numbers of students for the program CSE which are then analyzed and the analysis report is prepared and presented.

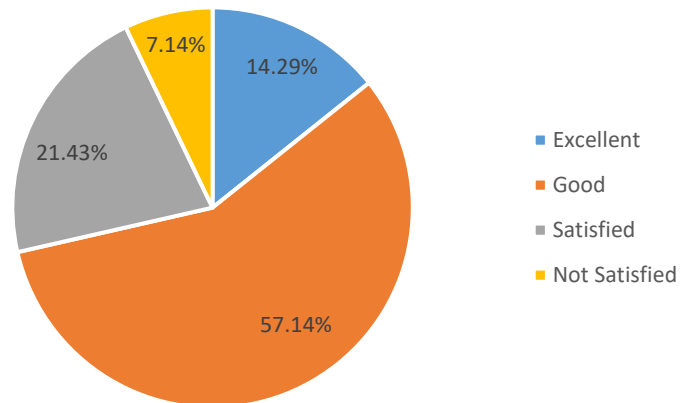
Q1 Rate the syllabus of the courses that you have studied in relation to the competencies expected.

	Frequency	Percent
Excellent	4	28.6
Good	7	50.0
Satisfied	2	14.3
Not Satisfied	1	7.1
Total	14	100.0



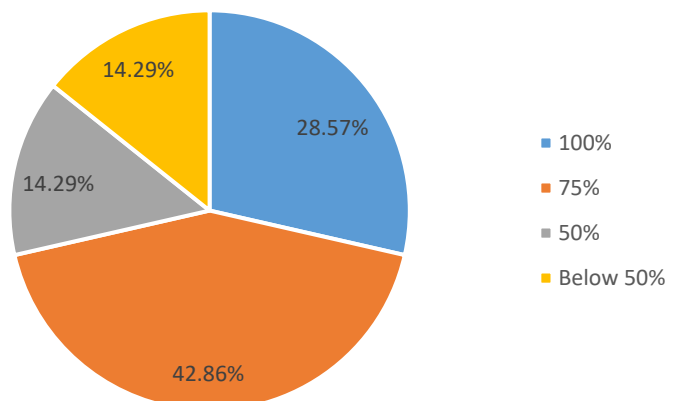
Q2 Rate the relevance of the units in the syllabus of each course

	Frequency	Percent
Excellent	2	14.3
Good	8	57.1
Satisfied	3	21.4
Not Satisfied	1	7.1
Total	14	100.0



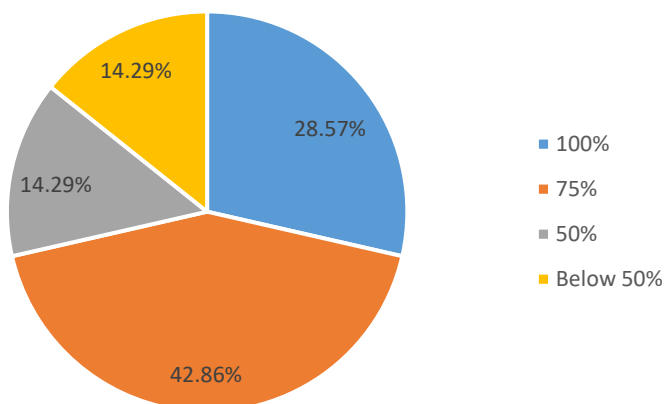
Q3 Rate how the curriculum supports the required Practical skills in the Laboratory

	Frequency	Percent
100%	4	28.6
75%	6	42.9
50%	2	14.3
Below 50%	2	14.3
Total	14	100.0



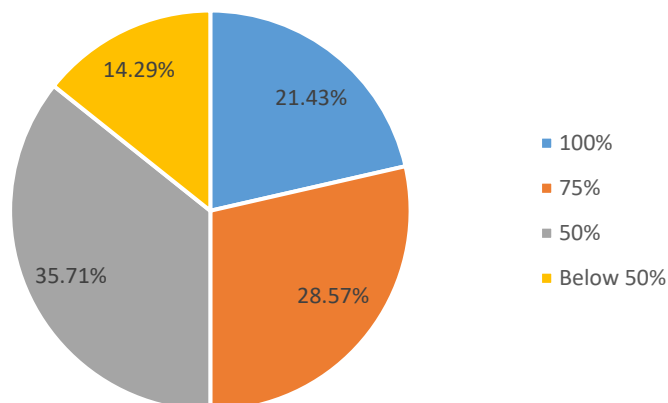
Q4 Rate your curriculum in terms of providing the basic knowledge required for further Education.

	Frequency	Percent
100%	4	28.6
75%	6	42.9
50%	2	14.3
Below 50%	2	14.3
Total	14	100.0



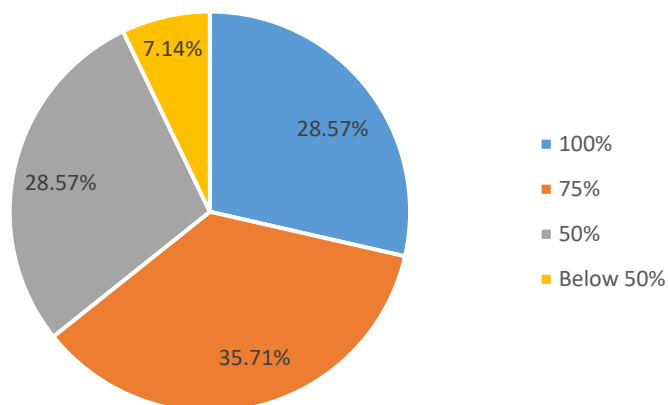
Q5 How far your syllabus was useful to crack the CSIR/ UGC NET/APSET/GATE/..?

	Frequency	Percent
100%	3	21.4
75%	4	28.6
50%	5	35.7
Below 50%	2	14.3
Total	14	100.0



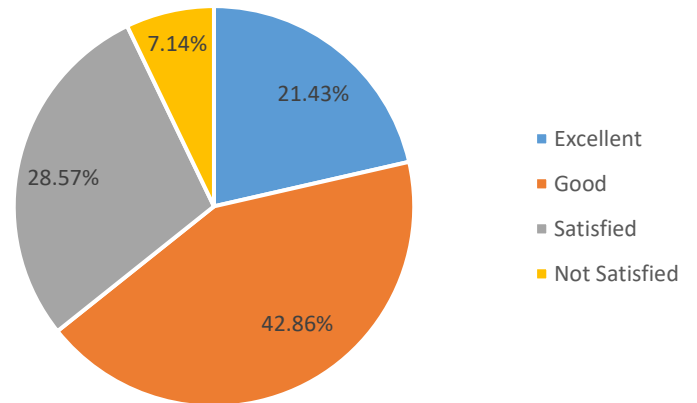
Q6 Rate the Curriculum – in terms of providing employability after completion of the program.

	Frequency	Percent
100%	4	28.6
75%	5	35.7
50%	4	28.6
Below 50%	1	7.1
Total	14	100.0



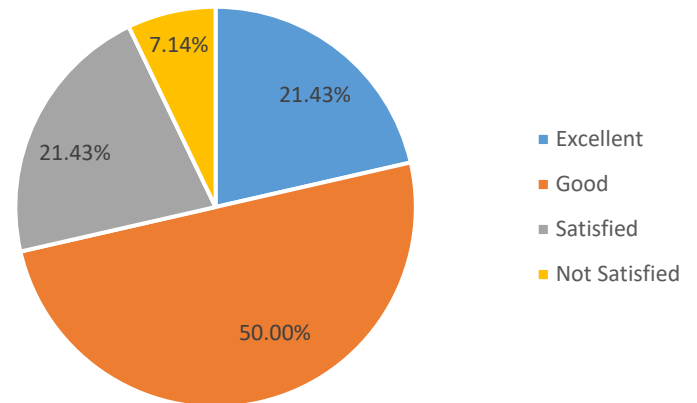
Q7 Rate the curriculum in improving your knowledge in the subject studied?

	Frequency	Percent
Excellent	3	21.4
Good	6	42.9
Satisfied	4	28.6
Not Satisfied	1	7.1
Total	14	100.0



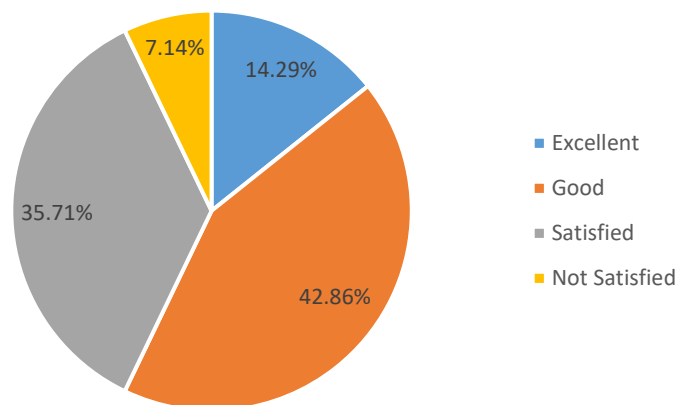
Q8 Rate the curriculum in terms of content evolving from basic level to Advanced Level in the ascending order of semesters.

	Frequency	Percent
Excellent	3	21.4
Good	7	50.0
Satisfied	3	21.4
Not Satisfied	1	7.1
Total	14	100.0



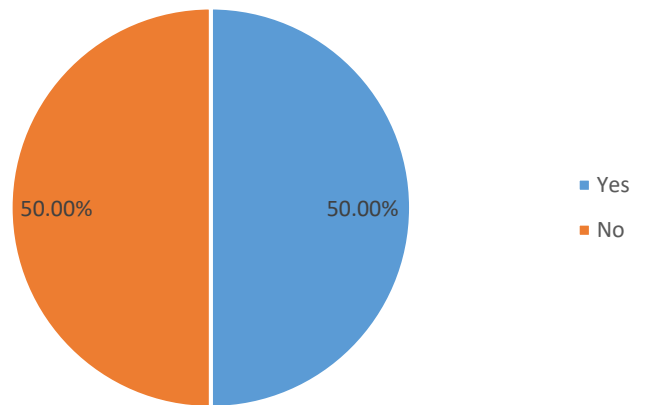
Q9 What is your over all opinion regarding the existing Curriculum?

	Frequency	Percent
Excellent	2	14.3
Good	6	42.9
Satisfied	5	35.7
Not Satisfied	1	7.1
Total	14	100.0



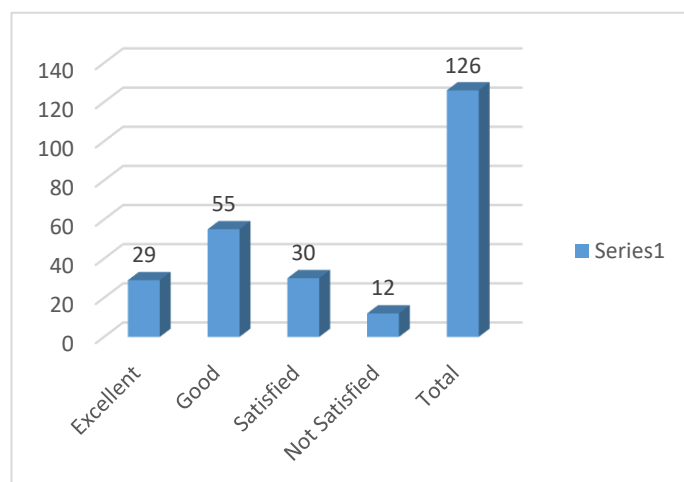
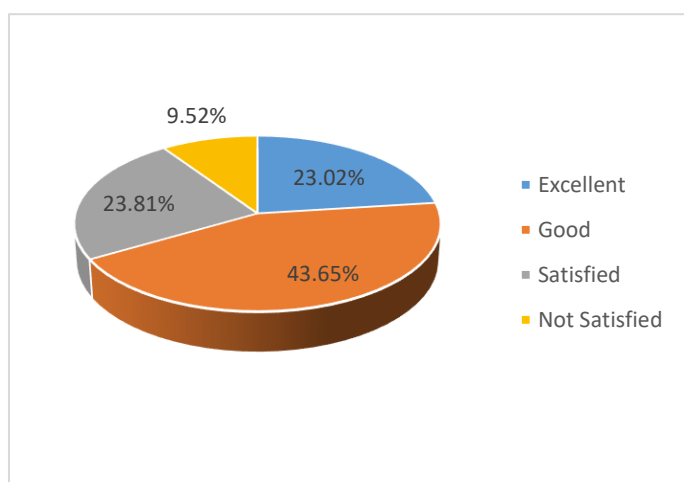
Q10 Do you think there is a need to modify your syllabus? (Yes/No) If yes, specify what portion needs to be modified with justification.

	Frequency	Percent
Yes	7	50.0
No	7	50.0
Total	14	100.0



Consolidated statement of analysis:

S. No	Question	No. of students opined				Total no. of Responses
		Excellent/ (100%)	Good/ (75%)	Satisfied/ (50%)	Not Satisfied/ (Below 50%)	
1.	Rate the syllabus of the courses that you have studied in relation to the competencies expected.	4	7	2	1	14
2.	Rate the relevance of the units in the syllabus of each course.	2	8	3	1	14
3.	Rate how the curriculum supports the required Practical skills in the Laboratory	4	6	2	2	14
4.	Rate your curriculum in terms of providing the basic knowledge required for further Education.	4	6	2	2	14
5.	How far your syllabus was useful to crack the CSIR/ UGC NET/APSET/GATE/..?	3	4	5	2	14
6.	Rate the Curriculum – in terms of providing employability after completion of the program.	4	5	4	1	14
7.	Rate the curriculum in improving your knowledge in the subject studied?	3	6	4	1	14
8.	Rate the curriculum in terms of content evolving from basic level to Advanced Level in the ascending order of semesters.	3	7	3	1	14
9.	What is your over all opinion regarding the existing Curriculum?	2	6	5	1	14
TOTAL		29	55	30	12	126
10.	Do you think there is a need to modify your syllabus? (Yes/No) If yes, specify what portion needs to be modified with justification.	YES: 7		NO: 7		14

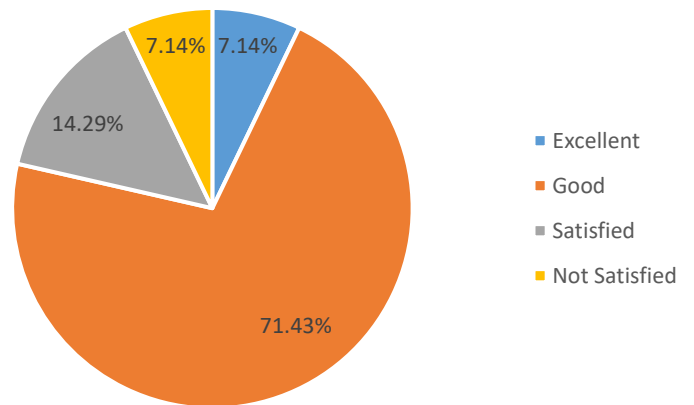


Program Name: ECE

For the academic year 2020-21 feedback was received from 14 numbers of students for the program ECE which are then analyzed and the analysis report is prepared and presented.

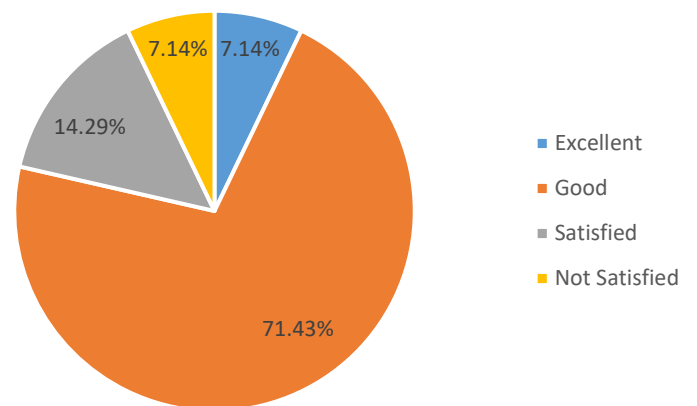
Q1 Rate the syllabus of the courses that you have studied in relation to the competencies expected.

	Frequency	Percent
Excellent	1	7.1
Good	10	71.4
Satisfied	2	14.3
Not Satisfied	1	7.1
Total	14	100.0



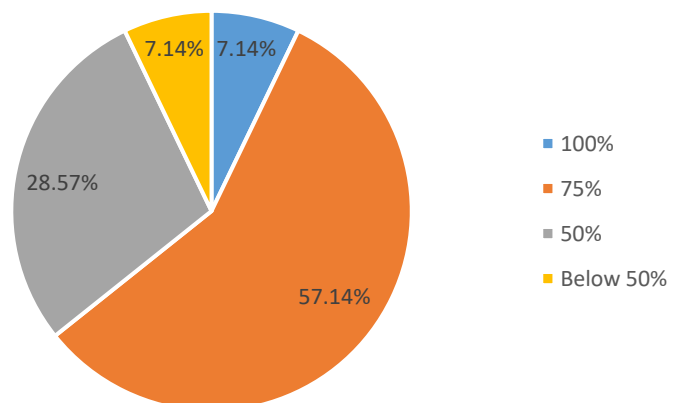
Q2 Rate the relevance of the units in the syllabus of each course

	Frequency	Percent
Excellent	1	7.1
Good	10	71.4
Satisfied	2	14.3
Not Satisfied	1	7.1
Total	14	100.0



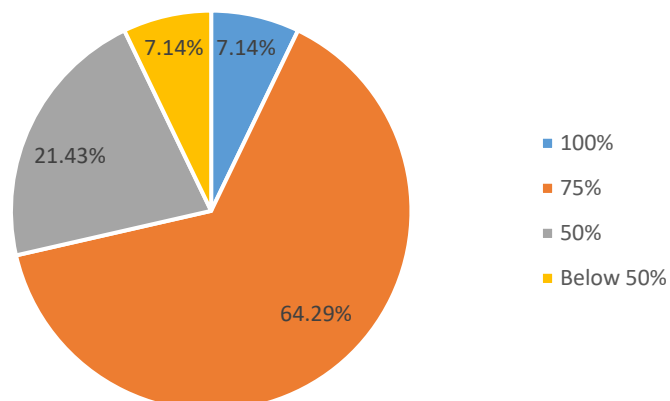
Q3 Rate how the curriculum supports the required Practical skills in the Laboratory

	Frequency	Percent
100%	1	7.1
75%	8	57.1
50%	4	28.6
Below 50%	1	7.1
Total	14	100.0



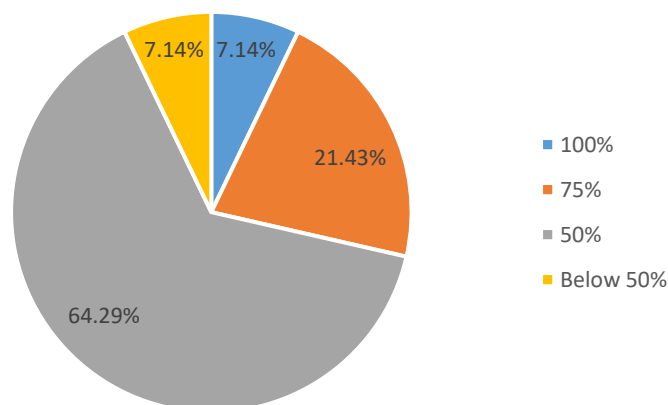
Q4 Rate your curriculum in terms of providing the basic knowledge required for further Education.

	Frequency	Percent
100%	1	7.1
75%	9	64.3
50%	3	21.4
Below 50%	1	7.1
Total	14	100.0



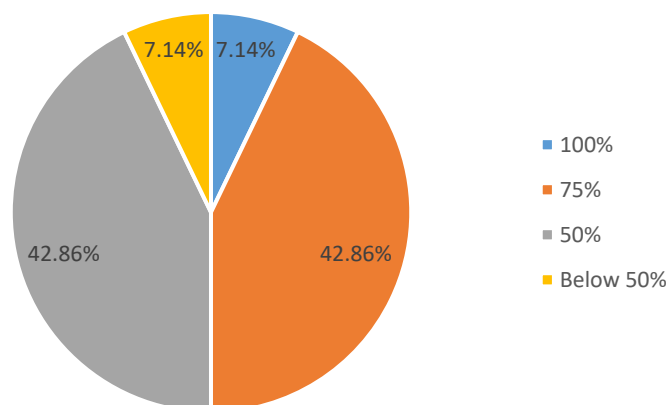
Q5 How far your syllabus was useful to crack the CSIR/ UGC NET/APSET/GATE/..?

	Frequency	Percent
100%	1	7.1
75%	3	21.4
50%	9	64.3
Below 50%	1	7.1
Total	14	100.0



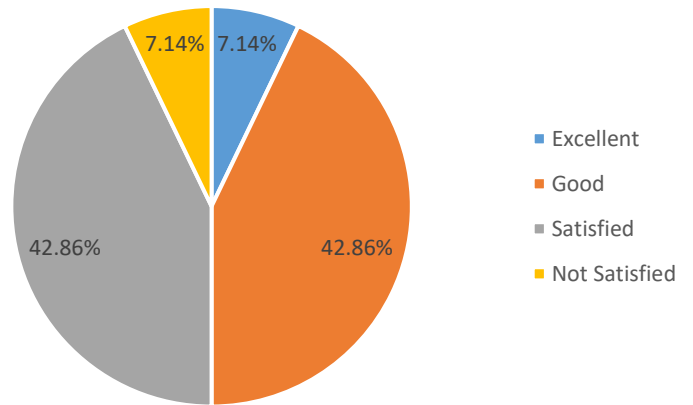
Q6 Rate the Curriculum – in terms of providing employability after completion of the program.

	Frequency	Percent
100%	1	7.1
75%	6	42.9
50%	6	42.9
Below 50%	1	7.1
Total	14	100.0



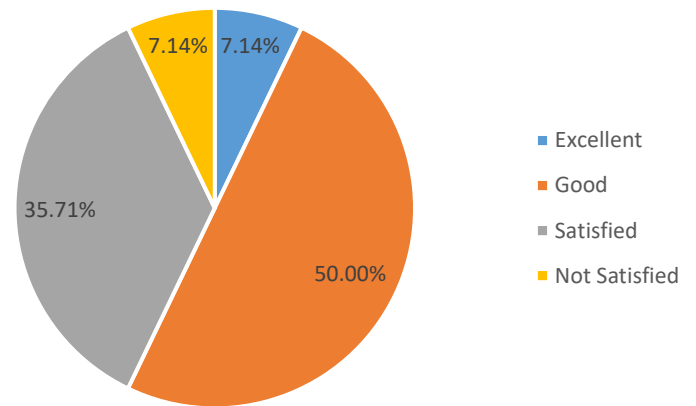
Q7 Rate the curriculum in improving your knowledge in the subject studied?

	Frequency	Percent
Excellent	1	7.1
Good	6	42.9
Satisfied	6	42.9
Not Satisfied	1	7.1
Total	14	100.0



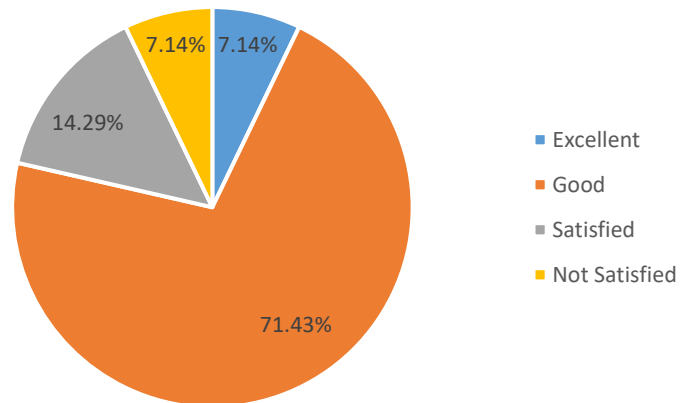
Q8 Rate the curriculum in terms of content evolving from basic level to Advanced Level in the ascending order of semesters.

	Frequency	Percent
Excellent	1	7.1
Good	7	50.0
Satisfied	5	35.7
Not Satisfied	1	7.1
Total	14	100.0



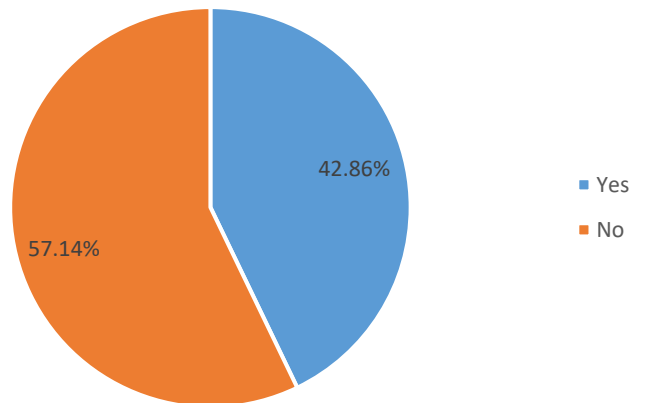
Q9 What is your over all opinion regarding the existing Curriculum?

	Frequency	Percent
Excellent	1	7.1
Good	10	71.4
Satisfied	2	14.3
Not Satisfied	1	7.1
Total	14	100.0



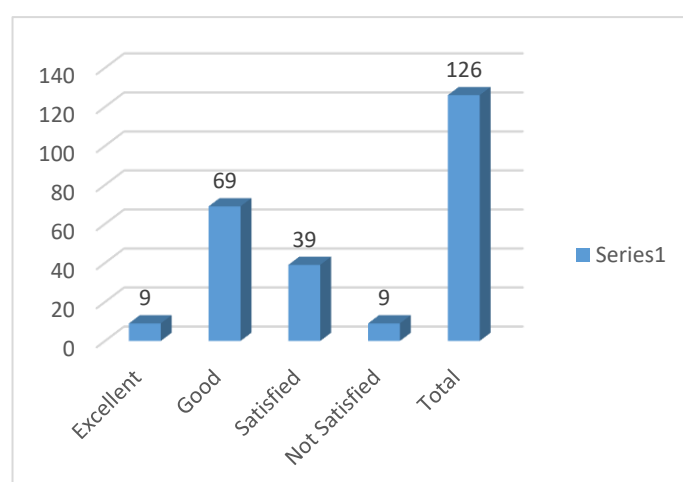
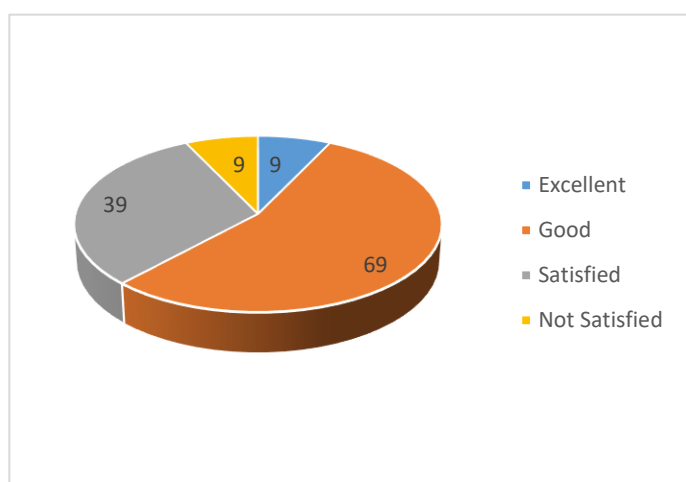
Q10 Do you think there is a need to modify your syllabus? (Yes/No) If yes, specify what portion needs to be modified with justification.

	Frequency	Percent
Yes	6	42.9
No	8	57.1
Total	14	100.0



Consolidated statement of analysis:

S. No	Question	No. of students opined				Total no. of Responses
		Excellent/ (100%)	Good/ (75%)	Satisfied/ (50%)	Not Satisfied/ (Below 50%)	
1.	Rate the syllabus of the courses that you have studied in relation to the competencies expected.	1	10	2	1	14
2.	Rate the relevance of the units in the syllabus of each course.	1	10	2	1	14
3.	Rate how the curriculum supports the required Practical skills in the Laboratory	1	8	4	1	14
4.	Rate your curriculum in terms of providing the basic knowledge required for further Education.	1	9	3	1	14
5.	How far your syllabus was useful to crack the CSIR/ UGC NET/APSET/GATE/..?	1	3	9	1	14
6.	Rate the Curriculum – in terms of providing employability after completion of the program.	1	6	6	1	14
7.	Rate the curriculum in improving your knowledge in the subject studied?	1	6	6	1	14
8.	Rate the curriculum in terms of content evolving from basic level to Advanced Level in the ascending order of semesters.	1	7	5	1	14
9.	What is your over all opinion regarding the existing Curriculum?	1	10	2	1	14
TOTAL		9	69	39	9	126
10.	Do you think there is a need to modify your syllabus? (Yes/No) If yes, specify what portion needs to be modified with justification.	YES: 6		NO: 18		14

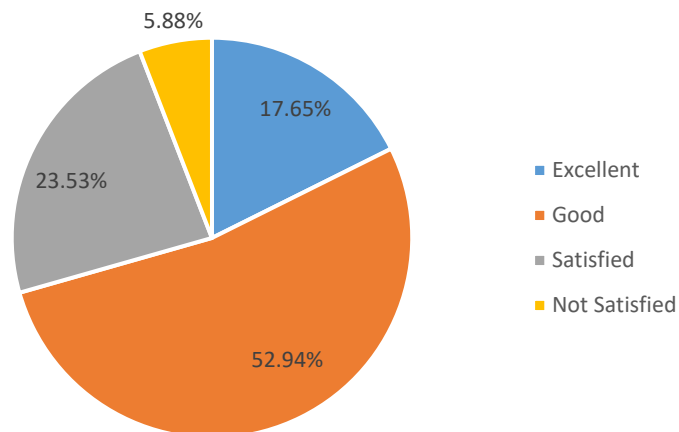


Program Name: EIE

For the academic year 2020-21 feedback was received from 17 numbers of students for the program EIE which are then analyzed and the analysis report is prepared and presented.

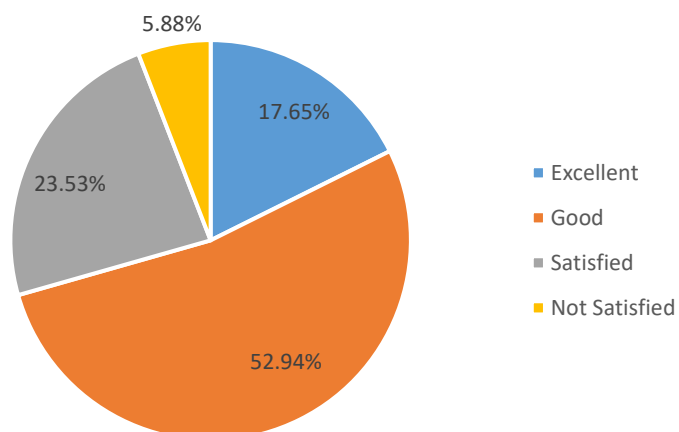
Q1 Rate the syllabus of the courses that you have studied in relation to the competencies expected.

	Frequency	Percent
Excellent	3	17.6
Good	9	52.9
Satisfied	4	23.5
Not Satisfied	1	5.9
Total	17	100.0



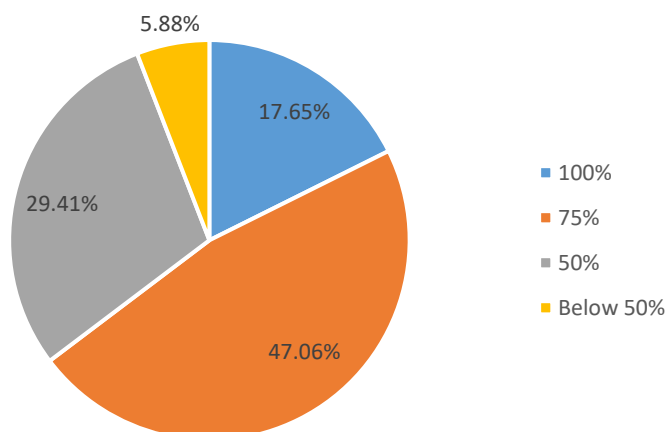
Q2 Rate the relevance of the units in the syllabus of each course

	Frequency	Percent
Excellent	3	17.6
Good	9	52.9
Satisfied	4	23.5
Not Satisfied	1	5.9
Total	17	100.0



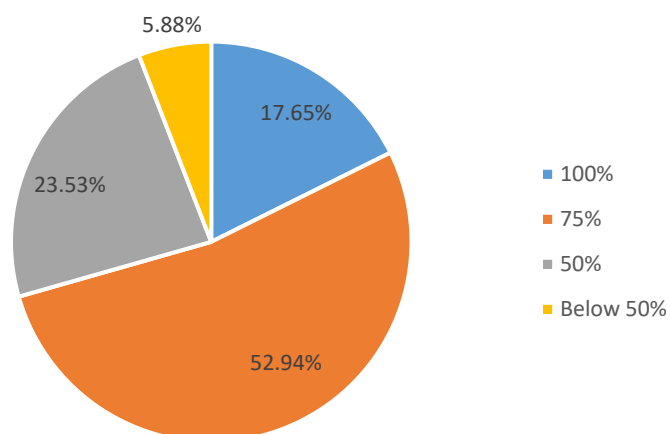
Q3 Rate how the curriculum supports the required Practical skills in the Laboratory

	Frequency	Percent
100%	3	17.6
75%	8	47.1
50%	5	29.4
Below 50%	1	5.9
Total	17	100.0



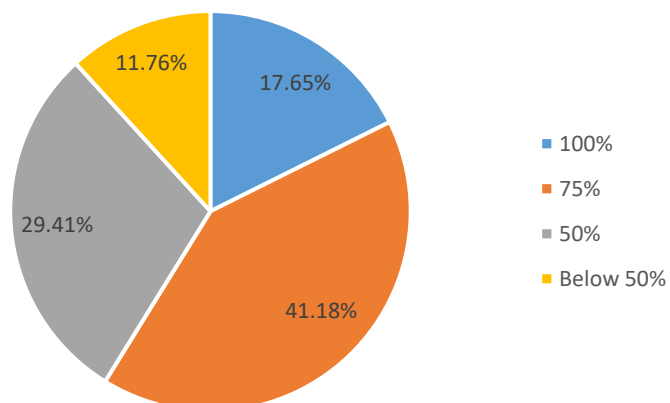
Q4 Rate your curriculum in terms of providing the basic knowledge required for further Education.

	Frequency	Percent
100%	3	17.6
75%	9	52.9
50%	4	23.5
Below 50%	1	5.9
Total	17	100.0



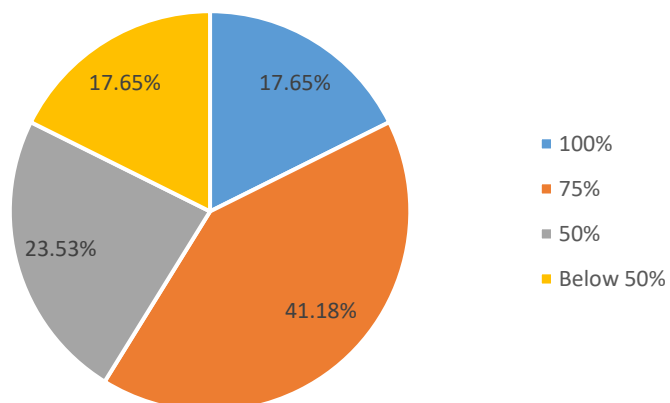
Q5 How far your syllabus was useful to crack the CSIR/ UGC NET/APSET/GATE/..?

	Frequency	Percent
100%	3	17.6
75%	7	41.2
50%	5	29.4
Below 50%	2	11.8
Total	17	100.0



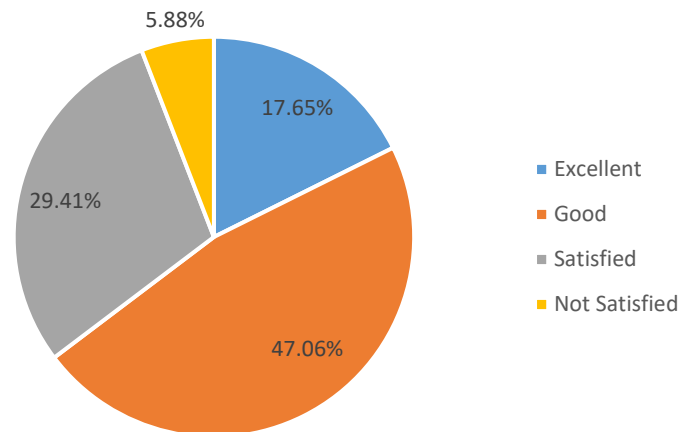
Q6 Rate the Curriculum – in terms of providing employability after completion of the program.

	Frequency	Percent
100%	3	17.6
75%	7	41.2
50%	4	23.5
Below 50%	3	17.6
Total	17	100.0



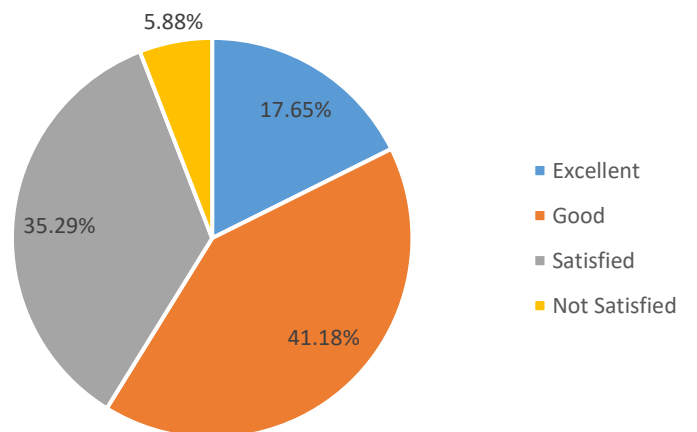
Q7 Rate the curriculum in improving your knowledge in the subject studied?

	Frequency	Percent
Excellent	3	17.6
Good	8	47.1
Satisfied	5	29.4
Not Satisfied	1	5.9
Total	17	100.0



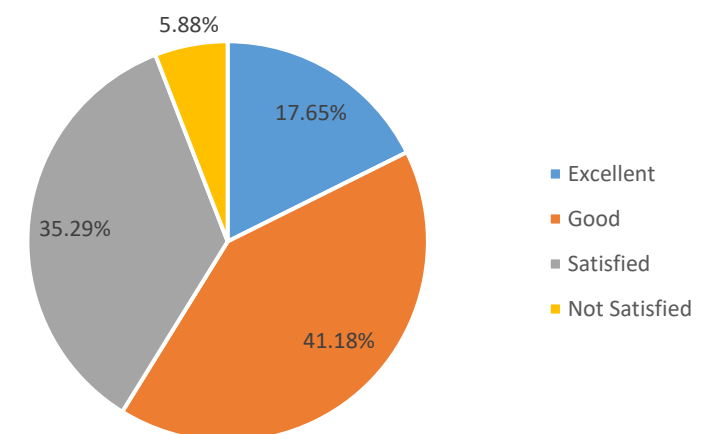
Q8 Rate the curriculum in terms of content evolving from basic level to Advanced Level in the ascending order of semesters.

	Frequency	Percent
Excellent	3	17.6
Good	7	41.2
Satisfied	6	35.3
Not Satisfied	1	5.9
Total	17	100.0



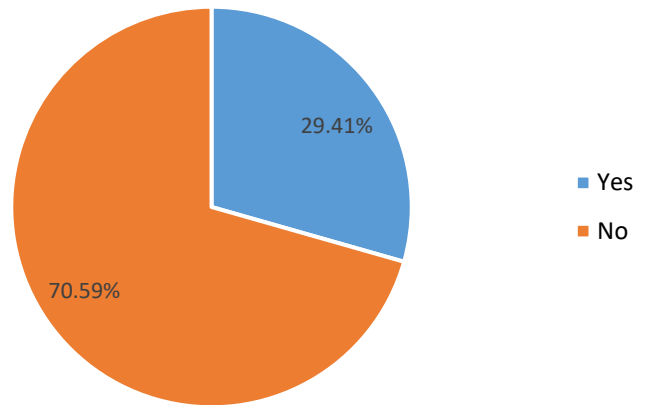
Q9 What is your over all opinion regarding the existing Curriculum?

	Frequency	Percent
Excellent	3	17.6
Good	7	41.2
Satisfied	6	35.3
Not Satisfied	1	5.9
Total	17	100.0



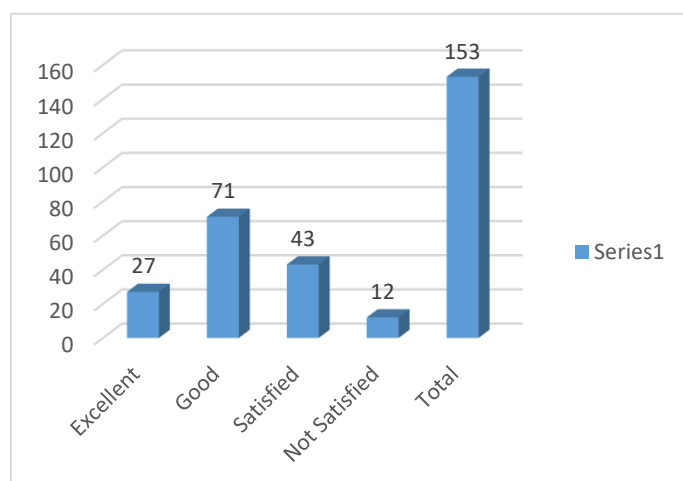
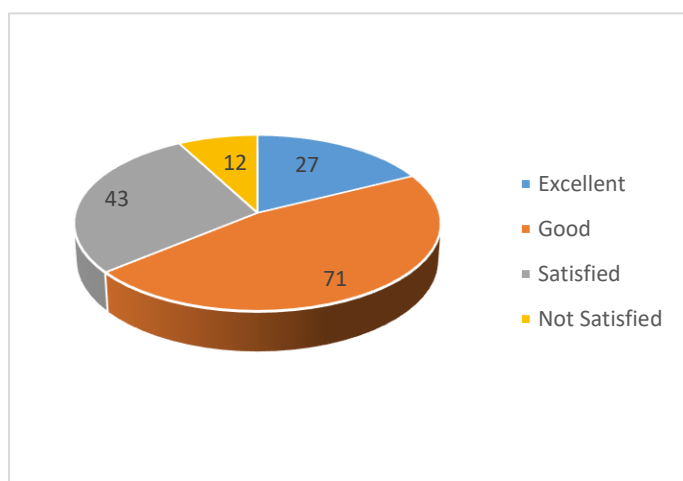
Q10 Do you think there is a need to modify your syllabus? (Yes/No) If yes, specify what portion needs to be modified with justification.

	Frequency	Percent
Yes	5	29.4
No	12	70.6
Total	17	100.0



Consolidated statement of analysis:

S. No	Question	No. of students opined				Total no. of Responses
		Excellent/ (100%)	Good/ (75%)	Satisfied/ (50%)	Not Satisfied/ (Below 50%)	
1.	Rate the syllabus of the courses that you have studied in relation to the competencies expected.	3	9	4	1	17
2.	Rate the relevance of the units in the syllabus of each course.	3	9	4	1	17
3.	Rate how the curriculum supports the required Practical skills in the Laboratory	3	8	5	1	17
4.	Rate your curriculum in terms of providing the basic knowledge required for further Education.	3	9	4	1	17
5.	How far your syllabus was useful to crack the CSIR/ UGC NET/APSET/GATE/..?	3	7	5	2	17
6.	Rate the Curriculum – in terms of providing employability after completion of the program.	3	7	4	3	17
7.	Rate the curriculum in improving your knowledge in the subject studied?	3	8	5	1	17
8.	Rate the curriculum in terms of content evolving from basic level to Advanced Level in the ascending order of semesters.	3	7	6	1	17
9.	What is your over all opinion regarding the existing Curriculum?	3	7	6	1	17
TOTAL		27	71	43	12	153
10.	Do you think there is a need to modify your syllabus? (Yes/No) If yes, specify what portion needs to be modified with justification.	YES: 5		NO: 12		17

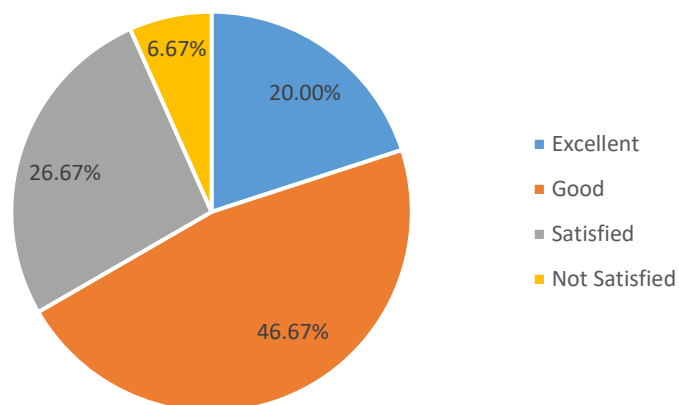


Program Name: M. Ped

For the academic year 2020-21 feedback was received from 15 numbers of students for the program M. Ped which are then analyzed and the analysis report is prepared and presented.

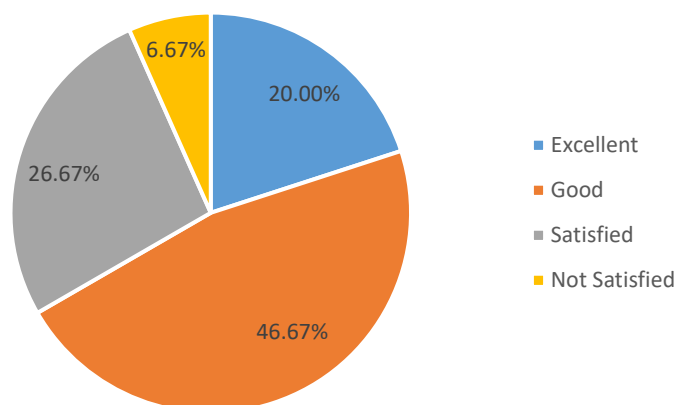
Q1 Rate the syllabus of the courses that you have studied in relation to the competencies expected.

	Frequency	Percent
Excellent	3	20.0
Good	7	46.7
Satisfied	4	26.7
Not Satisfied	1	6.7
Total	15	100.0



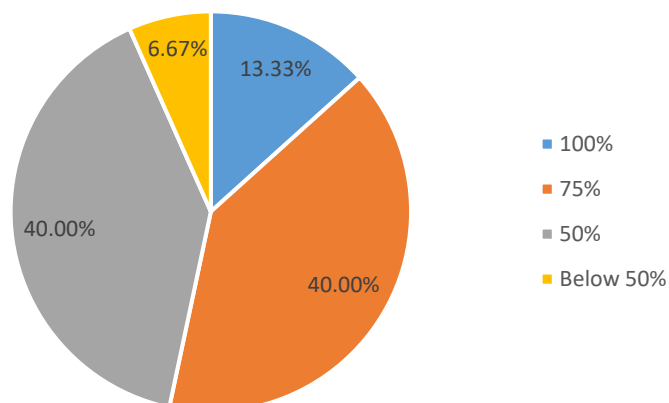
Q2 Rate the relevance of the units in the syllabus of each course

	Frequency	Percent
Excellent	3	20.0
Good	7	46.7
Satisfied	4	26.7
Not Satisfied	1	6.7
Total	15	100.0



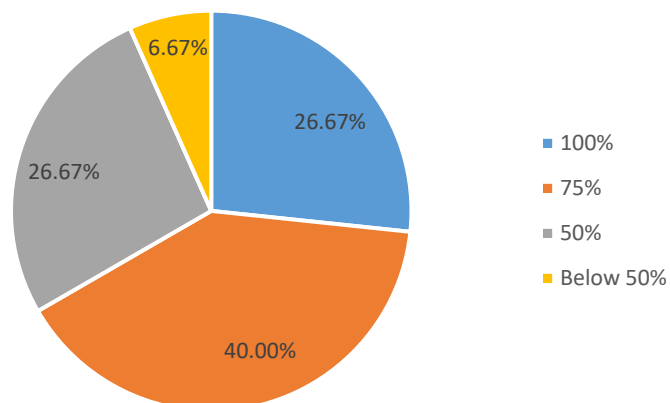
Q3 Rate how the curriculum supports the required Practical skills in the Laboratory

	Frequency	Percent
100%	2	13.3
75%	6	40.0
50%	6	40.0
Below 50%	1	6.7
Total	15	100.0



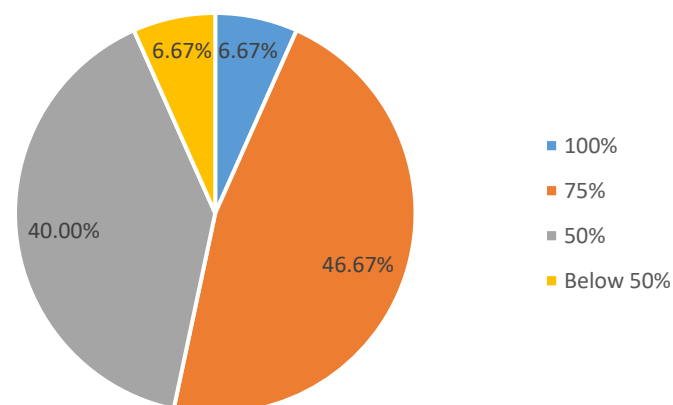
Q4 Rate your curriculum in terms of providing the basic knowledge required for further Education.

	Frequency	Percent
100%	4	26.7
75%	6	40.0
50%	4	26.7
Below 50%	1	6.7
Total	15	100.0



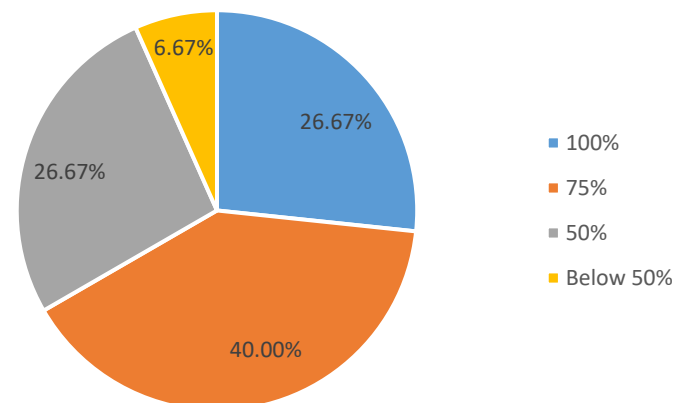
Q5 How far your syllabus was useful to crack the CSIR/ UGC NET/APSET/GATE/..?

	Frequency	Percent
100%	1	6.7
75%	7	46.7
50%	6	40.0
Below 50%	1	6.7
Total	15	100.0



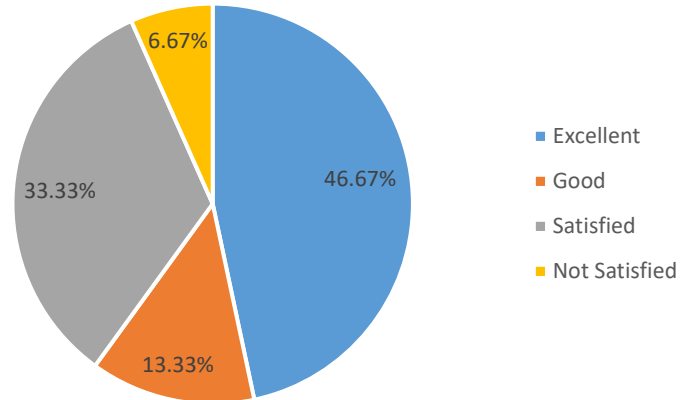
Q6 Rate the Curriculum – in terms of providing employability after completion of the program.

	Frequency	Percent
100%	4	26.7
75%	6	40.0
50%	4	26.7
Below 50%	1	6.7
Total	15	100.0



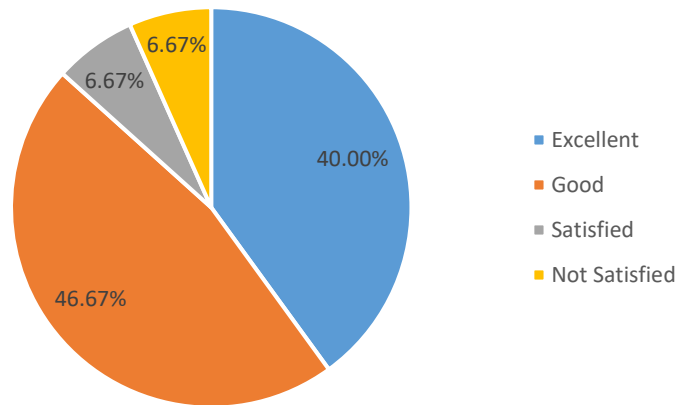
Q7 Rate the curriculum in improving your knowledge in the subject studied?

	Frequency	Percent
Excellent	7	46.7
Good	2	13.3
Satisfied	5	33.3
Not Satisfied	1	6.7
Total	15	100.0



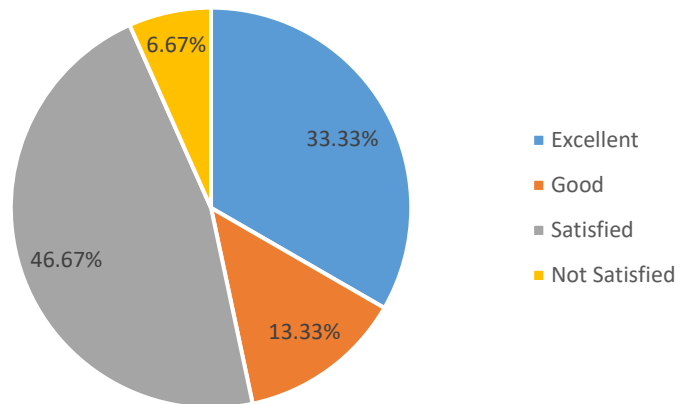
Q8 Rate the curriculum in terms of content evolving from basic level to Advanced Level in the ascending order of semesters.

	Frequency	Percent
Excellent	6	40.0
Good	7	46.7
Satisfied	1	6.7
Not Satisfied	1	6.7
Total	15	100.0



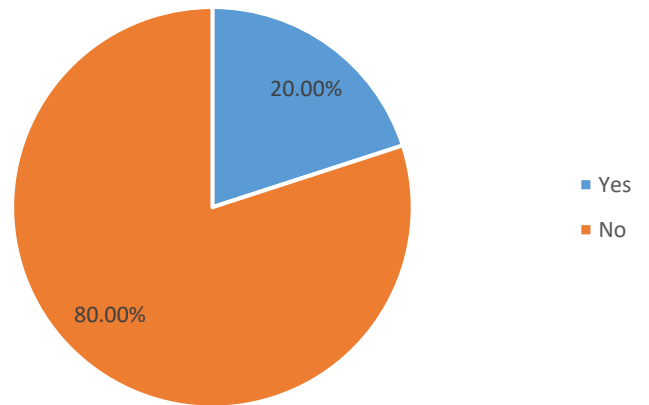
Q9 What is your over all opinion regarding the existing Curriculum?

	Frequency	Percent
Excellent	5	33.3
Good	2	13.3
Satisfied	7	46.7
Not Satisfied	1	6.7
Total	15	100.0



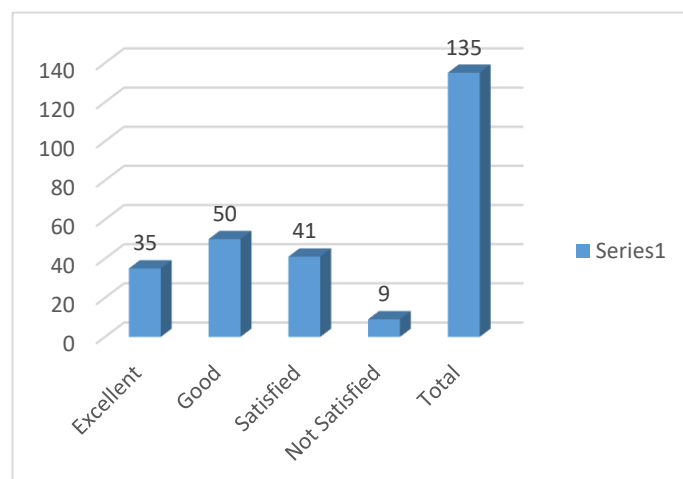
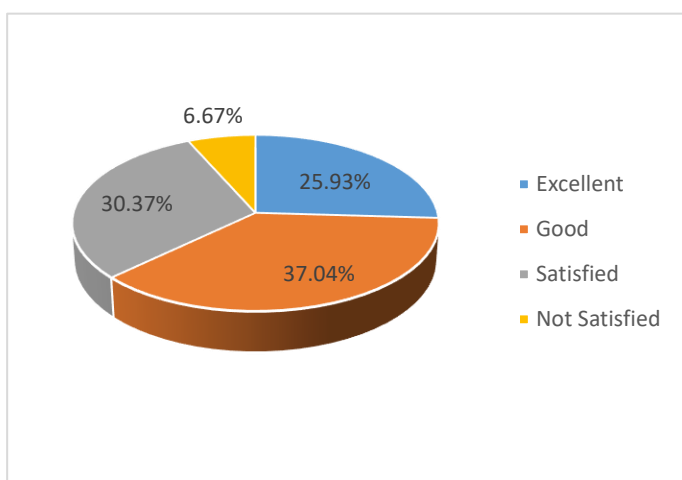
Q10 Do you think there is a need to modify your syllabus? (Yes/No) If yes, specify what portion needs to be modified with justification.

	Frequency	Percent
Yes	3	20.0
No	12	80.0
Total	15	100.0



Consolidated statement of analysis:

S. No	Question	No. of students opined				Total no. of Responses
		Excellent/ (100%)	Good/ (75%)	Satisfied/ (50%)	Not Satisfied/ (Below 50%)	
1.	Rate the syllabus of the courses that you have studied in relation to the competencies expected.	3	7	4	1	15
2.	Rate the relevance of the units in the syllabus of each course.	3	7	4	1	15
3.	Rate how the curriculum supports the required Practical skills in the Laboratory	2	6	6	1	15
4.	Rate your curriculum in terms of providing the basic knowledge required for further Education.	4	6	4	1	15
5.	How far your syllabus was useful to crack the CSIR/ UGC NET/APSET/GATE/..?	1	7	6	1	15
6.	Rate the Curriculum – in terms of providing employability after completion of the program.	4	6	4	1	15
7.	Rate the curriculum in improving your knowledge in the subject studied?	7	2	5	1	15
8.	Rate the curriculum in terms of content evolving from basic level to Advanced Level in the ascending order of semesters.	6	7	1	1	15
9.	What is your over all opinion regarding the existing Curriculum?	5	2	7	1	15
TOTAL		35	50	41	9	135
10.	Do you think there is a need to modify your syllabus? (Yes/No) If yes, specify what portion needs to be modified with justification.	YES: 3		NO: 12		15

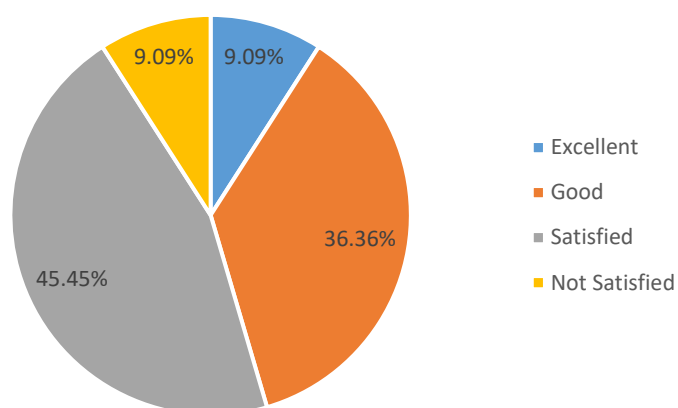


Program Name: MCA

For the academic year 2020-21 feedback was received from 44 numbers of students for the program MCA which are then analyzed and the analysis report is prepared and presented.

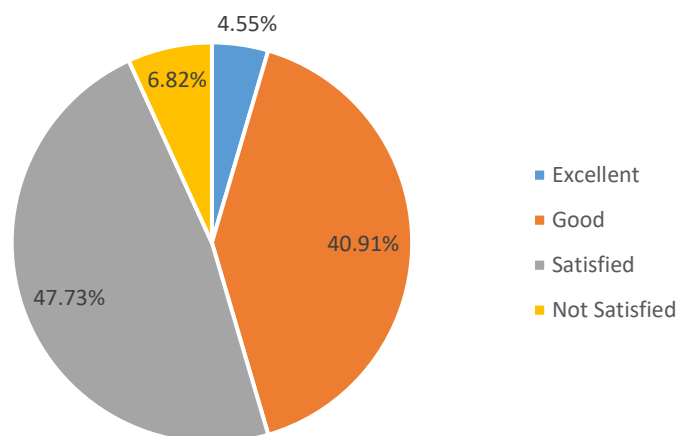
Q1 Rate the syllabus of the courses that you have studied in relation to the competencies expected.

	Frequency	Percent
Excellent	4	9.1
Good	16	36.4
Satisfied	20	45.5
Not Satisfied	4	9.1
Total	44	100.0



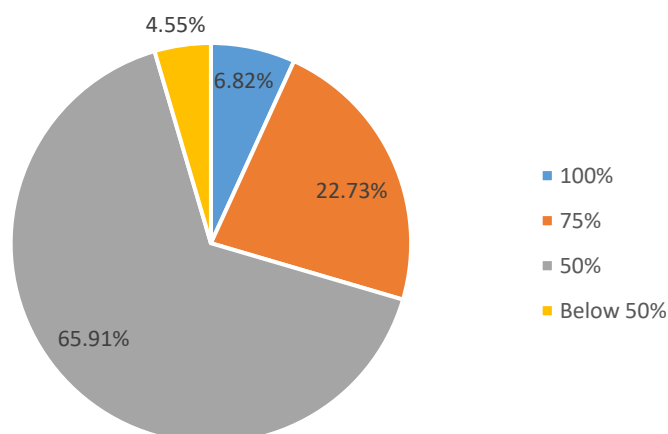
Q2 Rate the relevance of the units in the syllabus of each course

	Frequency	Percent
Excellent	2	4.5
Good	18	40.9
Satisfied	21	47.7
Not Satisfied	3	6.8
Total	44	100.0



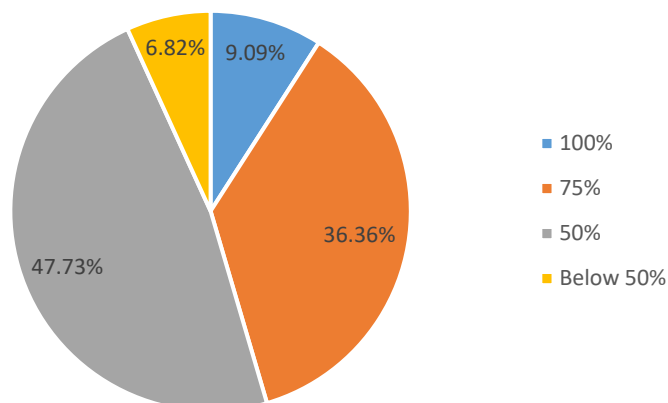
Q3 Rate how the curriculum supports the required Practical skills in the Laboratory

	Frequency	Percent
100%	3	6.8
75%	10	22.7
50%	29	65.9
Below 50%	2	4.5
Total	44	100.0



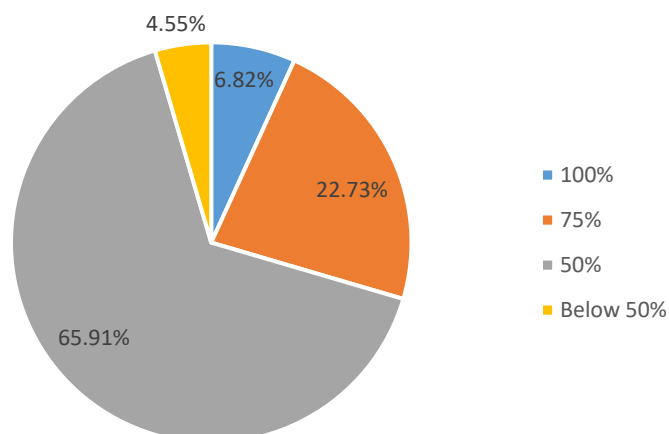
Q4 Rate your curriculum in terms of providing the basic knowledge required for further Education.

	Frequency	Percent
100%	4	9.1
75%	16	36.4
50%	21	47.7
Below 50%	3	6.8
Total	44	100.0



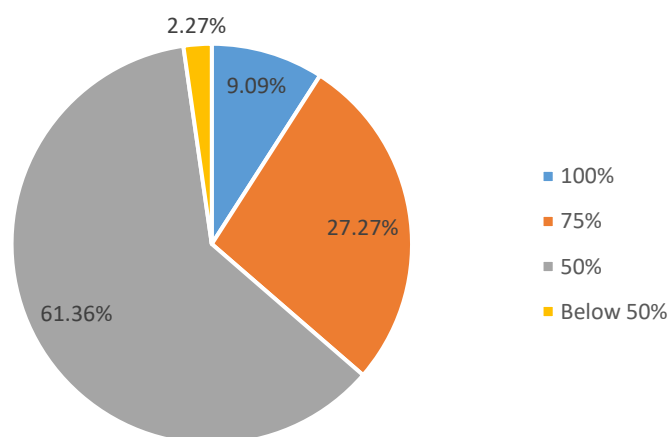
Q5 How far your syllabus was useful to crack the CSIR/ UGC NET/APSET/GATE/..?

	Frequency	Percent
100%	3	6.8
75%	10	22.7
50%	29	65.9
Below 50%	2	4.5
Total	44	100.0



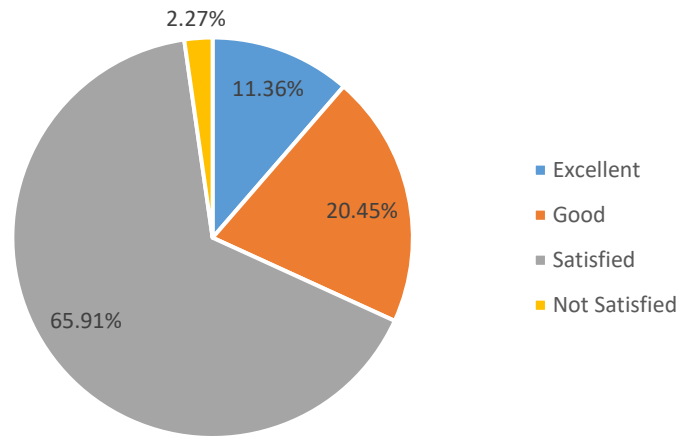
Q6 Rate the Curriculum – in terms of providing employability after completion of the program.

	Frequency	Percent
100%	4	9.1
75%	12	27.3
50%	27	61.4
Below 50%	1	2.3
Total	44	100.0



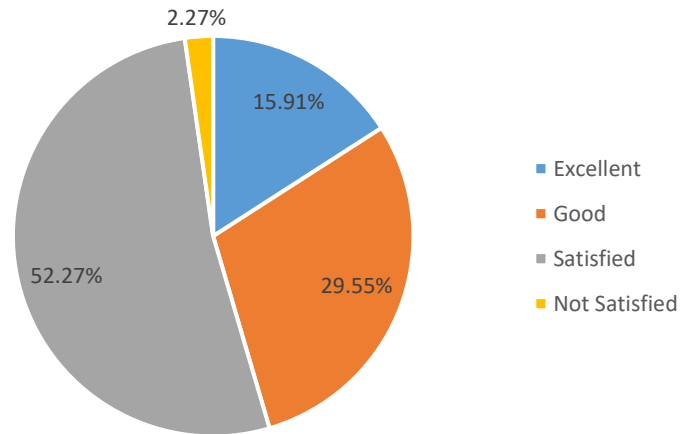
Q7 Rate the curriculum in improving your knowledge in the subject studied?

	Frequency	Percent
Excellent	5	11.4
Good	9	20.5
Satisfied	29	65.9
Not Satisfied	1	2.3
Total	44	100.0



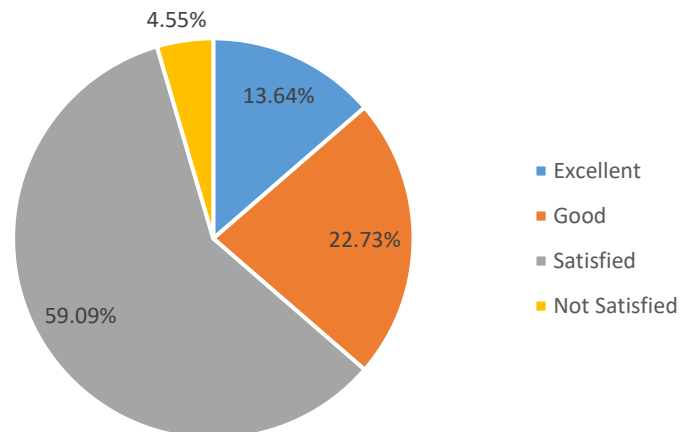
Q8 Rate the curriculum in terms of content evolving from basic level to Advanced Level in the ascending order of semesters.

	Frequency	Percent
Excellent	7	15.9
Good	13	29.5
Satisfied	23	52.3
Not Satisfied	1	2.3
Total	44	100.0



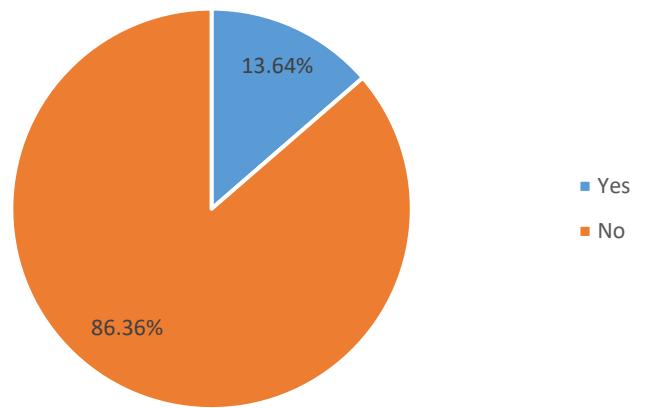
Q9 What is your over all opinion regarding the existing Curriculum?

	Frequency	Percent
Excellent	6	13.6
Good	10	22.7
Satisfied	26	59.1
Not Satisfied	2	4.5
Total	44	100.0



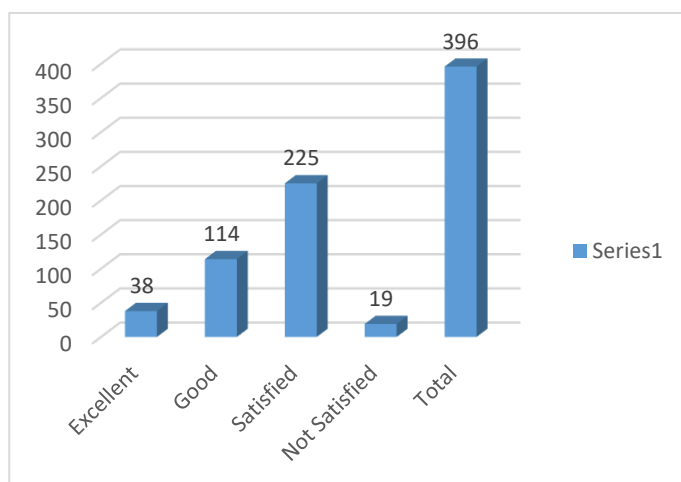
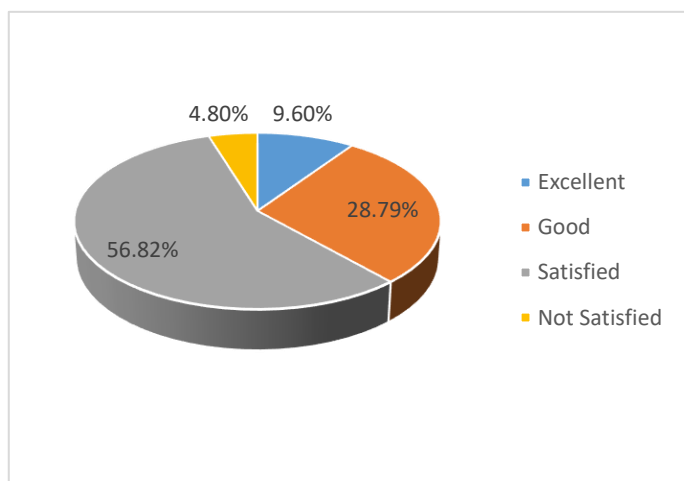
Q10 Do you think there is a need to modify your syllabus? (Yes/No) If yes, specify what portion needs to be modified with justification.

	Frequency	Percent
Yes	6	13.6
No	38	86.4
Total	44	100.0



Consolidated statement of analysis:

S. No	Question	No. of students opined				Total no. of Responses
		Excellent/ (100%)	Good/ (75%)	Satisfied/ (50%)	Not Satisfied/ (Below 50%)	
1.	Rate the syllabus of the courses that you have studied in relation to the competencies expected.	4	16	20	4	44
2.	Rate the relevance of the units in the syllabus of each course.	2	18	21	3	44
3.	Rate how the curriculum supports the required Practical skills in the Laboratory	3	10	29	2	44
4.	Rate your curriculum in terms of providing the basic knowledge required for further Education.	4	16	21	3	44
5.	How far your syllabus was useful to crack the CSIR/ UGC NET/APSET/GATE/..?	3	10	29	2	44
6.	Rate the Curriculum – in terms of providing employability after completion of the program.	4	12	27	1	44
7.	Rate the curriculum in improving your knowledge in the subject studied?	5	9	29	1	44
8.	Rate the curriculum in terms of content evolving from basic level to Advanced Level in the ascending order of semesters.	7	13	23	1	44
9.	What is your over all opinion regarding the existing Curriculum?	6	10	26	2	44
TOTAL		38	114	225	19	396
10.	Do you think there is a need to modify your syllabus? (Yes/No) If yes, specify what portion needs to be modified with justification.	YES: 6		NO: 38		44

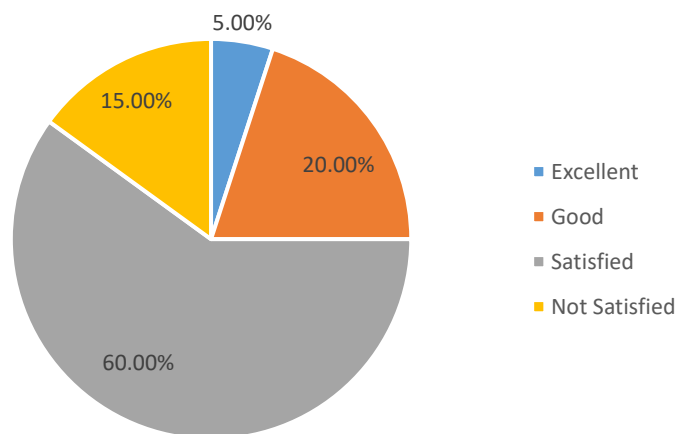


Program Name: IT

For the academic year 2020-21 feedback was received from 20 numbers of students for the program IT which are then analyzed and the analysis report is prepared and presented.

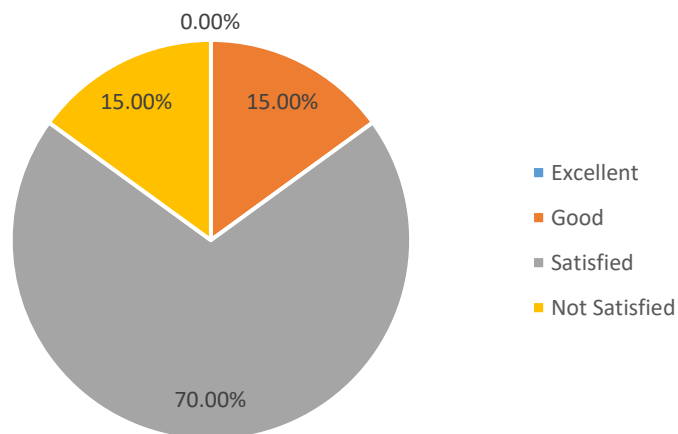
Q1 Rate the syllabus of the courses that you have studied in relation to the competencies expected.

	Frequency	Percent
Excellent	1	5.0
Good	4	20.0
Satisfied	12	60.0
Not Satisfied	3	15.0
Total	20	100.0



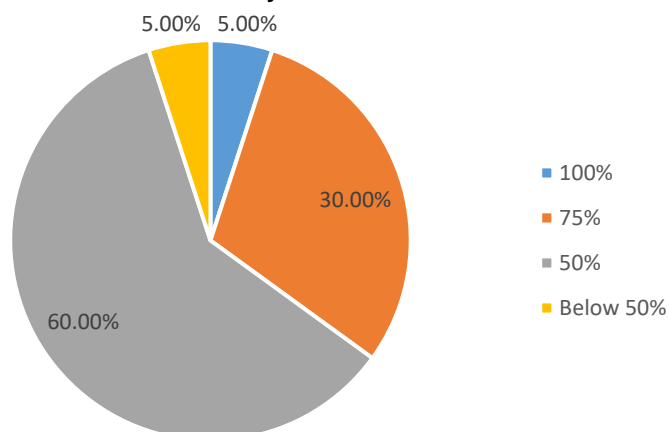
Q2 Rate the relevance of the units in the syllabus of each course

	Frequency	Percent
Excellent	0	0
Good	3	15.0
Satisfied	14	70.0
Not Satisfied	3	15.0
Total	20	100.0



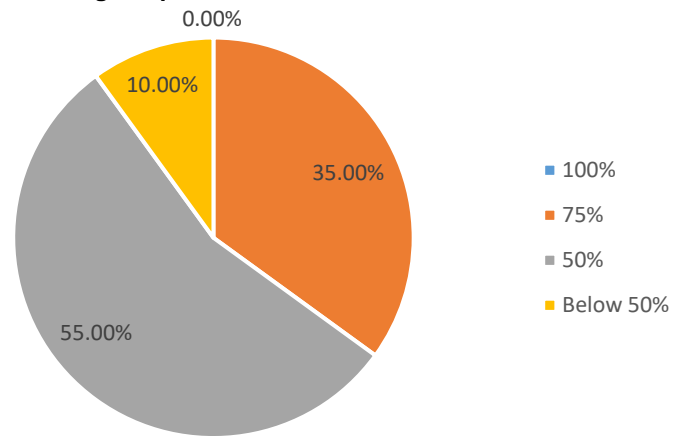
Q3 Rate how the curriculum supports the required Practical skills in the Laboratory

	Frequency	Percent
100%	1	5.0
75%	6	30.0
50%	12	60.0
Below 50%	1	5.0
Total	20	100.0



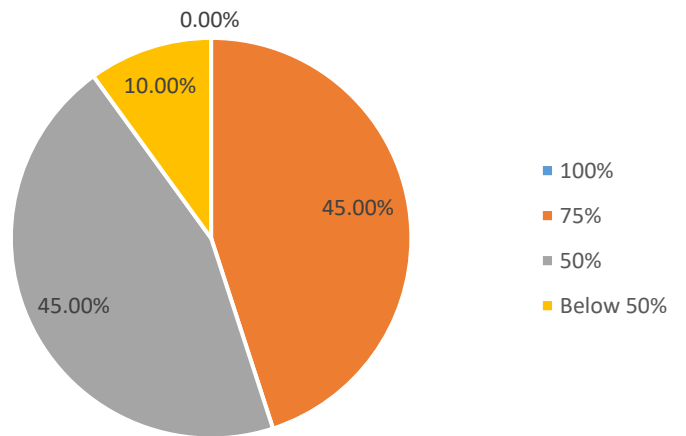
Q4 Rate your curriculum in terms of providing the basic knowledge required for further Education.

	Frequency	Percent
100%	0	0
75%	7	35.0
50%	11	55.0
Below 50%	2	10.0
Total	20	100.0



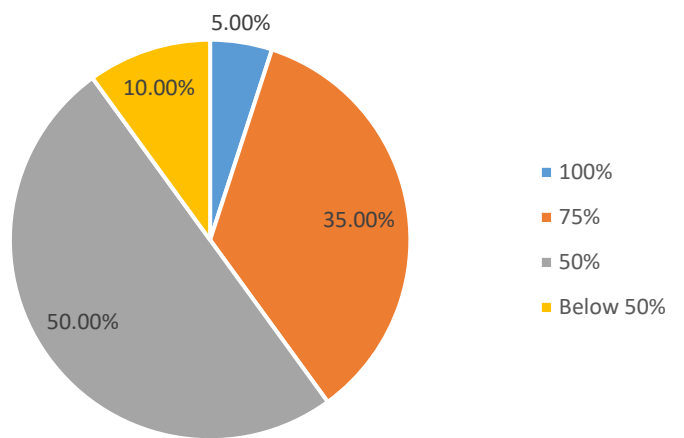
Q5 How far your syllabus was useful to crack the CSIR/ UGC NET/APSET/GATE/..?

	Frequency	Percent
100%	0	0
75%	9	45.0
50%	9	45.0
Below 50%	2	10.0
Total	20	100.0



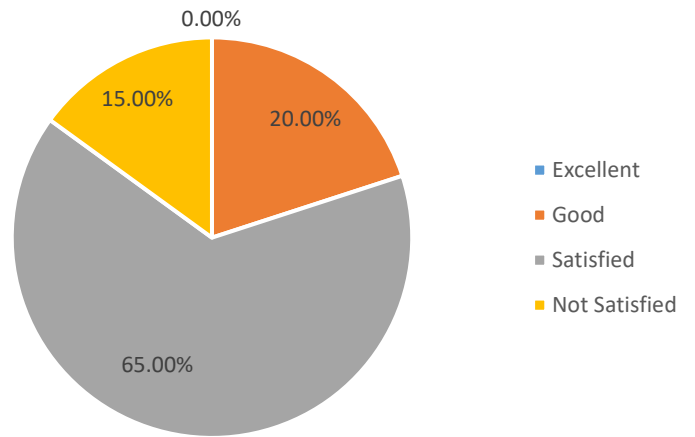
Q6 Rate the Curriculum – in terms of providing employability after completion of the program.

	Frequency	Percent
100%	1	5.0
75%	7	35.0
50%	10	50.0
Below 50%	2	10.0
Total	20	100.0



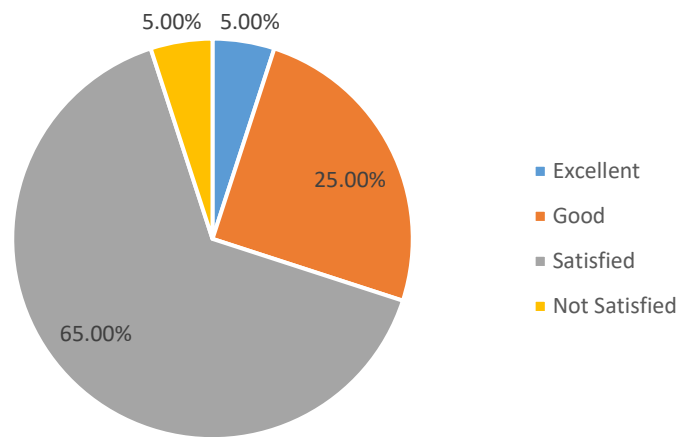
Q7 Rate the curriculum in improving your knowledge in the subject studied?

	Frequency	Percent
Excellent	0	0
Good	4	20.0
Satisfied	13	65.0
Not Satisfied	3	15.0
Total	20	100.0



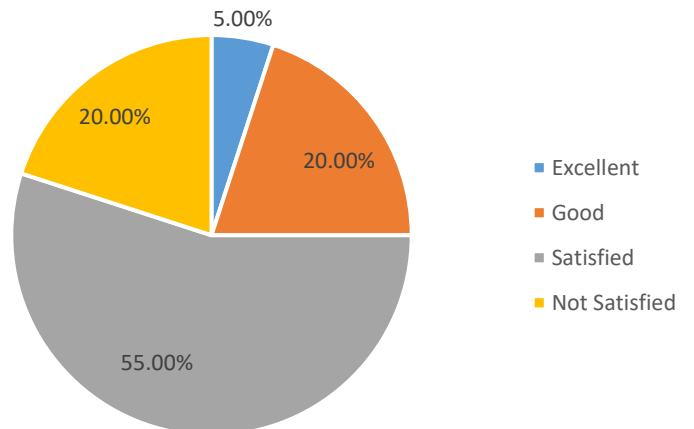
Q8 Rate the curriculum in terms of content evolving from basic level to Advanced Level in the ascending order of semesters.

	Frequency	Percent
Excellent	1	5.0
Good	5	25.0
Satisfied	13	65.0
Not Satisfied	1	5.0
Total	20	100.0



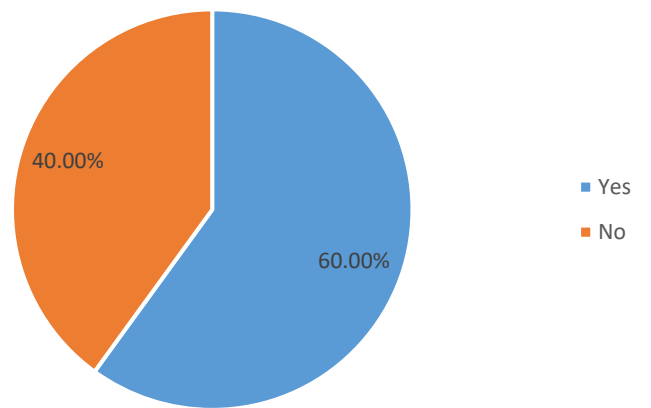
Q9 What is your over all opinion regarding the existing Curriculum?

	Frequency	Percent
Excellent	1	5.0
Good	4	20.0
Satisfied	11	55.0
Not Satisfied	4	20.0
Total	20	100.0



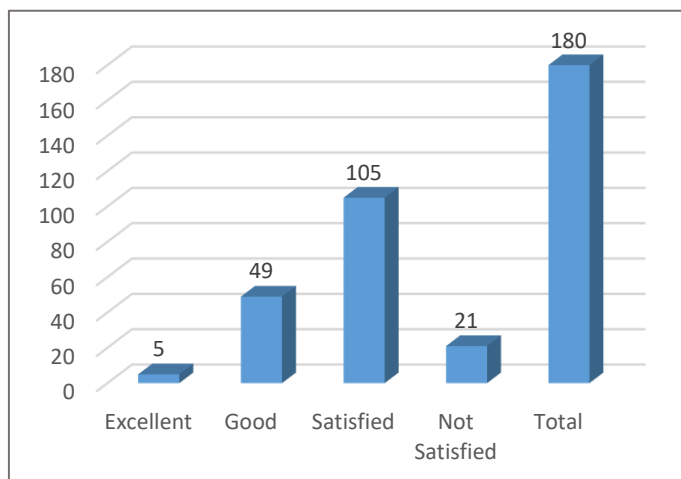
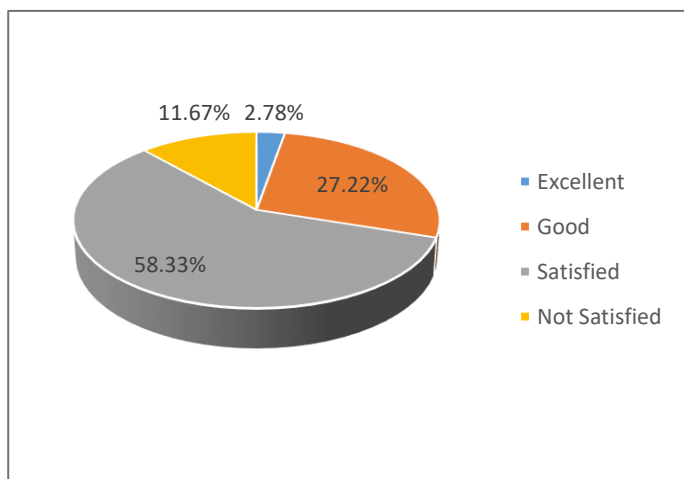
Q10 Do you think there is a need to modify your syllabus? (Yes/No) If yes, specify what portion needs to be modified with justification.

	Frequency	Percent
Yes	12	60.0
No	8	40.0
Total	20	100.0



Consolidated statement of analysis:

S. No	Question	No. of students opined				Total no. of Responses
		Excellent/ (100%)	Good/ (75%)	Satisfied/ (50%)	Not Satisfied/ (Below 50%)	
1.	Rate the syllabus of the courses that you have studied in relation to the competencies expected.	1	4	12	3	20
2.	Rate the relevance of the units in the syllabus of each course.	0	3	14	3	20
3.	Rate how the curriculum supports the required Practical skills in the Laboratory	1	6	12	1	20
4.	Rate your curriculum in terms of providing the basic knowledge required for further Education.	0	7	11	2	20
5.	How far your syllabus was useful to crack the CSIR/ UGC NET/APSET/GATE/..?	0	9	9	2	20
6.	Rate the Curriculum – in terms of providing employability after completion of the program.	1	7	10	2	20
7.	Rate the curriculum in improving your knowledge in the subject studied?	0	4	13	3	20
8.	Rate the curriculum in terms of content evolving from basic level to Advanced Level in the ascending order of semesters.	1	5	13	1	20
9.	What is your over all opinion regarding the existing Curriculum?	1	4	11	4	20
TOTAL		5	49	105	21	180
10.	Do you think there is a need to modify your syllabus? (Yes/No) If yes, specify what portion needs to be modified with justification.	YES: 12		NO: 8		20

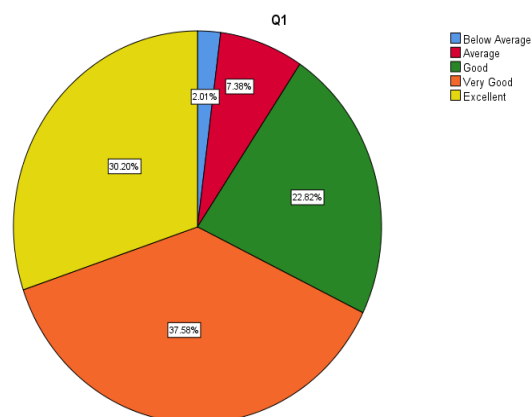


(ii) Feedback from Faculty:

For the academic year 2020-21 feedback was received from 149 numbers of Faculty which are then analyzed and the analysis report is prepared and presented.

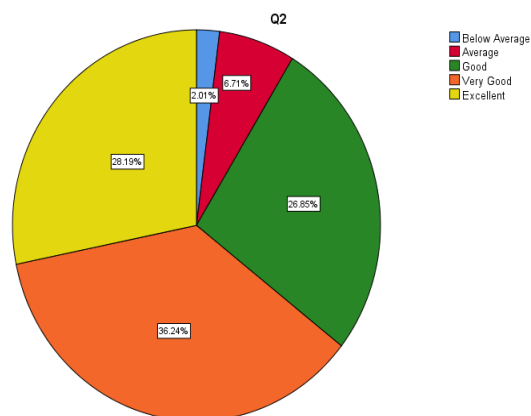
Q1: Board of studies is taking care to ensure the current trends and relevance of the course offering.

	Frequency	Percent
Below Average	3	2.0
Average	11	7.4
Good	34	22.8
Very Good	56	37.6
Excellent	45	30.2
Total	149	100.0



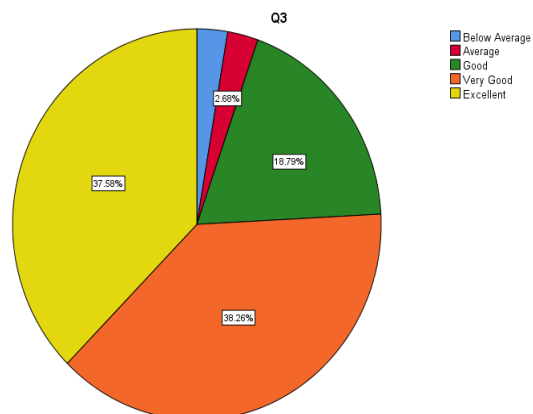
Q2: Employability is given weightage in the curriculum design and development.

	Frequency	Percent
Below Average	3	2.0
Average	10	6.7
Good	40	26.8
Very Good	54	36.2
Excellent	42	28.2
Total	149	100.0



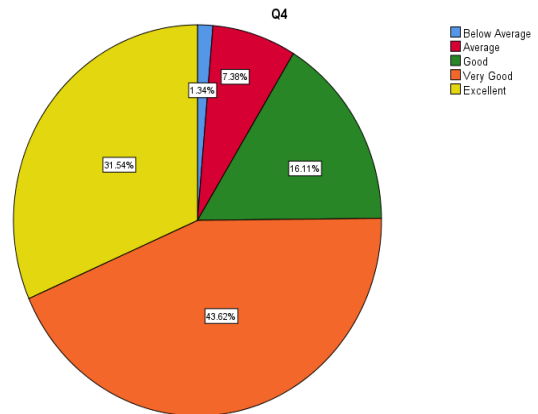
Q3: Enough freedom is given to faculty members to contribute their ideas on curriculum design and development.

	Frequency	Percent
Below Average	4	2.7
Average	4	2.7
Good	28	18.8
Very Good	57	38.3
Excellent	56	37.6
Total	149	100.0



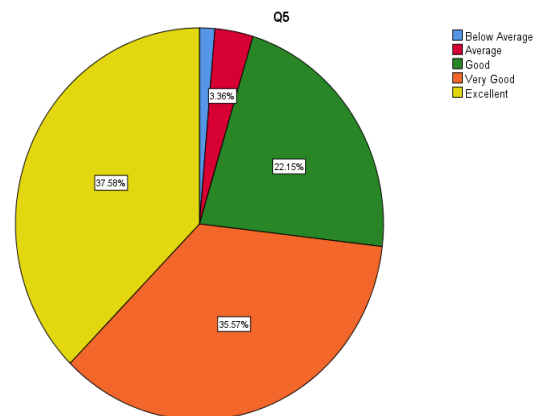
Q4: The system followed by the university for the design and development of curriculum is effective.

	Frequency	Percent
Below Average	2	1.3
Average	11	7.4
Good	24	16.1
Very Good	65	43.6
Excellent	47	31.5
Total	149	100.0



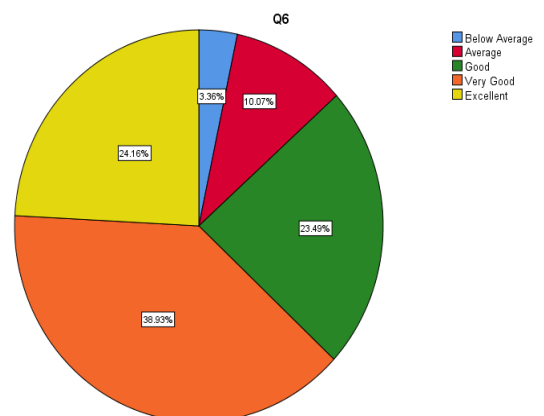
Q5: The curriculum has been updated from time to time.

	Frequency	Percent
Below Average	2	1.3
Average	5	3.4
Good	33	22.1
Very Good	53	35.6
Excellent	56	37.6
Total	149	100.0



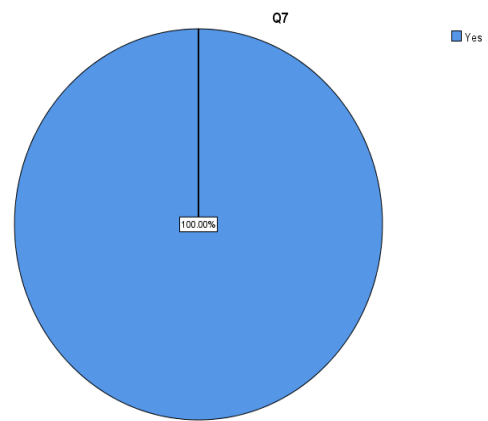
Q6: Representation from business and industry in PG board of studies is helpful in designing and improving the courses.

	Frequency	Percent
Below Average	5	3.4
Average	15	10.1
Good	35	23.5
Very Good	58	38.9
Excellent	36	24.2
Total	149	100.0



Q7: Involvement of University faculty in UGBOS is necessary(Y/N).

	Frequency	Percent
Yes	149	100.0
No	0	0
Total	149	100.0



Consolidated statement of analysis of faculty feedback on curriculum

S. No	Question	No. of faculty opined					Total no. of Responses
		Excellent/ (100%)	Very Good/ (75%)	Good/ (50%)	Average/ (25%)	Below Average/ (Below 25%)	
1.	Board of studies is taking care to ensure the current trends and relevance of the course offering.	3	11	34	56	45	149
2.	Employability is given weightage in the curriculum design and development.	3	10	40	54	42	149
3.	Enough freedom is given to faculty members to contribute their ideas on curriculum design and development.	4	4	28	57	56	149
4.	The system followed by the university for the design and development of curriculum is effective.	2	11	24	65	47	149
5.	The curriculum has been updated from time to time.	2	5	33	53	56	149
6.	Representation from business and industry in PG board of studies is helpful in designing and improving the courses.	5	15	35	58	36	149
TOTAL		19	56	194	343	282	894
7.	Do you think there is a need to modify your syllabus? (Yes/No)	YES: 149		NO: 0			149

